



UNITED STATES ENVIRONMENTAL PROTECTION AGENCY
WASHINGTON, DC 20460

OFFICE OF CHEMICAL SAFETY
AND POLLUTION PREVENTION

January 11, 2022

Tammie Jones-Jefferson
Leader, U.S. Crop Protection Regulatory Affairs
Corteva Agriscience, LLC
9330 Zionsville Road
Indianapolis, IN 46268

Subject: Registration Amendment – Extension of Time-Limited Registration with Amended Terms and Conditions, Revised Labeling and Supplemental Labeling
Product Name: GF-3335 (alternate brand name: Enlist One)
EPA Registration Number: 62719-695
Application Date: April 5, 2021
Decision Number: 573217

Dear Ms. Jones-Jefferson:

The amendment referred to above, submitted in connection with registration under the Federal Insecticide, Fungicide, and Rodenticide Act (FIFRA), as amended, is acceptable, provided Corteva Agriscience, LLC (“Corteva”) complies with all terms and conditions listed below.

This amendment extends the product registration’s expiration date from 1/12/2022 to **1/11/2029 with amended terms and conditions**. This registration will automatically expire on 1/11/2029 unless amended by EPA.

Corteva must comply with all the following terms and conditions:

Endangered Species Protection and Formal Consultation

1. In its endangered species assessment as part of its review of this action, EPA made may affect determinations for certain listed species and their designated critical habitats. EPA initiated formal consultation with the United States Fish and Wildlife Service (FWS), which will be ongoing during the renewed registration period.

If, after formal consultation with FWS, additional modifications are identified in the Service’s Biological Opinion, EPA will notify Corteva in writing within 45 calendar days of the issuance of the Biological Opinion of any necessary required changes. Within 30 calendar days of receiving EPA’s notice, Corteva must submit an amendment application incorporating any required changes, including amended labels. Alternatively, Corteva may respond by submitting a request for voluntary cancellation of this product. If Corteva fails to comply with this term, Corteva has agreed in prior written acceptance of these terms that EPA may cancel the registration under an expedited process under FIFRA 6(e).

Immediate Use of Revised Labeling and Supplemental Labeling

2. After 1/11/2022, all production of new product must bear the revised label.
3. Corteva released for shipment products with previously approved labeling for use during the 2022 growing season with a registration that was set to expire January 12, 2022. Product labeling approved prior to 1/11/2022 is now superseded by the revised labeling except for product being returned to Corteva or disposed of as described in paragraph 3.d. Therefore, to ensure that products are not misbranded or misused, and appropriate labeling is in the possession of users for the 2022 growing season, the following terms and conditions are required.
 - a. Any sale or distribution of this product that is not labeled with the revised label or is not accompanied by the supplemental label described below will be considered a violation of FIFRA and may be subject to EPA enforcement. Some of these enforcement measures may include, but are not limited to, the issuance of Stop Sale, Use or Removal Orders (SSUROs) and/or the assessment of penalties.
 - b. Along with the new labeling approved herein, EPA has approved supplemental labeling that supersedes the labeling on all products sold on or prior to 1/11/2022.
 - c. To ensure that EPA can track the relabeling and distribution of the supplemental labeling, after 1/11/2022, for all products that were released for shipment and are in the channels of trade prior to 1/11/2022, Corteva must make the supplemental label available as described below.
 - i. By 1/25/2022, copies of the revised Section 3 label and supplemental label must be announced and posted in a prominent location on all Corteva websites that advertise or provide information about this product, including, Enlist main page (www.enlist.com), Enlist Herbicides page (www.enlist.com/en/herbicides.html), Enlist One Herbicide page (www.enlist.com/en/herbicides/enlist-one.html), and Enlist Ahead page (www.enlist.com/en/enlist-ahead.html), and retained until the expiration date of this registration unless superseded by subsequent approved labeling.
 - ii. By 1/25/2022, a banner containing the following must be prominently displayed at the top of all Corteva websites that advertise or provide information about this product, including the URLs listed above.
 1. **“ATTENTION: ENLIST ONE MUST HAVE THIS NEW LABELING TO BE LAWFULLY APPLIED, DISTRIBUTED, OR SOLD AFTER 1/11/2022.”**
 2. A copy or link to a copy of the supplemental labeling with approval date.

3. After 1/11/2022, Corteva has provided supplemental labeling for this product and users are under legal obligation to follow the supplemental labeling or the revised Section 3 labeling.
 4. After 1/11/2022, all sellers and distributors of this product must ensure either the supplemental labeling accompanies products sold or distributed, or that the products are labeled with the revised Section 3 labeling.
 5. It is a violation of FIFRA Section 12 to use a registered pesticide in a manner inconsistent with its labeling.
 6. It is a violation of FIFRA Section 12 to sell or distribute a misbranded pesticide.
 7. Civil penalties may be assessed in an amount up to \$20,528 for each unlawful sale or distribution under FIFRA.
- iii. As soon as possible, but no later than 2/28/2022, Corteva must notify and send a copy of the supplemental labeling to all sellers, distributors, and purchasers of this product from 1/1/2017 through 1/11/2022, except for those described in paragraph d, either electronically to a valid and appropriate e-mail address, or via mail, or both. With the labeling, Corteva must also provide all of the information specified above for the banner-linked web page. A sample of this correspondence must be sent to EPA by 1/28/2022. Corteva must maintain copies of each correspondence it sends to all sellers, distributors, and purchasers for a minimum of 5 years and provide copies to EPA, if requested, within 10 business days.
- iv. Corteva must maintain a record of when, to whom, and method of mailing of this correspondence. Corteva must track the receipt of this correspondence via return receipts or requesting confirmation of receipt. Corteva must submit this record to EPA by 3/14/2022.
- d. As of 1/11/2022, this product cannot be used in certain geographic areas identified by the supplemental labeling. Corteva must inform all sellers, distributors, and purchasers in those geographic areas by 2/28/2022 that it is a misuse and a violation under federal law to apply this product in these prohibited areas. Corteva must coordinate with these parties to return or properly dispose of this product. If returned, Corteva must relabel before any further distribution with either the new labeling or the supplemental labeling. Such relabeling of products must be completed in an EPA-registered establishment. Corteva must send a report to EPA by 3/14/2022 detailing its efforts to accomplish all of the above. Corteva must maintain copies of any correspondence it sends to all sellers, distributors, and purchasers in these areas and make them available to EPA upon request.
- e. Corteva must communicate the availability and requirement for purchasers to follow the supplemental labeling when using products that were sold or distributed prior to 1/11/2022 in the Enlist education and training program required in paragraph 10.e,

including in written educational communications. Materials must emphasize that:

- i. Users must have a copy of the supplemental labeling. The supplemental labeling supersedes the labeling on all products sold on or prior to 1/11/2022.
- ii. After 1/11/2022, users of this product are under legal obligation to follow the supplemental labeling or it will be considered a misuse under federal law.

Pollinator Protection Stewardship Plan

4. Corteva must develop, implement, maintain, and annually update a pollinator protection stewardship plan. The purpose of this plan is to address potential impacts from this product's use to insect pollinators, including bees and butterflies. This plan must include the following components:
 - a. Education, training, and outreach for product users as described in 10.d. Corteva must develop educational materials that describe the importance of pollinator protection in agriculture and best management practices to reduce potential pesticide exposure to pollinators including, but not exclusive, to monarch butterflies. Materials must also describe label provisions intended to minimize the potential for product exposure to pollinators, including updated environmental hazard and non-target organism advisory statements, and new application timing restrictions.
 - b. Conservation activities that result in meaningful restoration of habitat used by monarch butterflies and other insect pollinators to address potential impacts from this product's use, taking into account species' range and habitat requirements.
5. Corteva must provide EPA with annual progress reports on the implementation of the above components by July 15th of each year.
6. Corteva must provide a copy of the pollinator protection stewardship plan to EPA by 7/15/2022, and at any subsequent time upon EPA's request. Following submission of the stewardship plan, Corteva shall meet with EPA at EPA's request to evaluate and consider the information contained in the plan, and make changes as needed.

Herbicide Resistance Management Plan

7. Corteva must continue to implement, maintain, and annually update an herbicide resistance management plan as described in Appendix D regarding grower agreements; field detection and remediation; education, training, and outreach; annual survey and evaluation; and annual reporting.

Spray Drift Testing of Tank Mix Products

8. Corteva must continue to maintain a website at www.enlist.com/tankmix. This website must include a list of products that have been tested pursuant to Appendix A and found, based upon such testing, that the tank mix will not result in drift that is statistically greater than the mean estimate for the combination of Enlist Duo reference formulation and nozzle. The website must state that any requestor seeking to have a product added to the list must perform a study either pursuant to the testing protocol identified on the website that is consistent with Appendix A, or another protocol that has been approved for such purpose by EPA, and must submit the test data and results to Corteva, along with a certification that the study was performed either pursuant to the testing protocol identified on the website or pursuant to another protocol approved by EPA, and that the test results support adding the product to the list of products tested and found not to adversely affect the spray drift properties of this product. Corteva will determine whether the testing and results conform to the conditions prescribed in the protocol. Corteva must review and respond to all third-party requests within 90 days of receipt by either adding the product to the list of approved tank mix partners on the Enlist website or notifying the requestor that the product did not meet the requirements for inclusion. Testing of products tank mixed with this product must be conducted in compliance with procedures described in Appendix A.
9. Corteva must retain records of all spray drift test data generated by Corteva, someone working for Corteva, or submitted to Corteva by a third-party along with a certification indicating whether the study was performed either pursuant to the testing protocol identified on the website or pursuant to another protocol approved by EPA, and whether the test results support adding the product to the list of products tested and found not to adversely affect the spray drift properties of this product. All such records must be submitted to EPA upon request within 10 business days.

Education, Training, and Outreach

10. Corteva must develop, implement, and annually update an education and training program, with at least one written communication each year, to growers of Enlist crops and users of this product that includes information on:
 - a. Product use restrictions and mitigation measures to protect listed species and their designated critical habitats, including geographical use limitations; consulting with the Endangered Species Protection Bulletin (Bulletins Live! Two) within 6 months prior to application; spray drift, nozzle selection, and tank mix restrictions; 48-hr rainfall and irrigation restrictions; runoff mitigation measures including selection of practices and determination of soil types; and reporting ecological incidents to Corteva.
 - b. Tank mix restrictions and spray drift testing requirements. Educational and training materials must emphasize the prohibition of using other pesticides and adjuvants in a tank mixture with this product, and that only approved products that have undergone

- spray drift testing (as described in Appendix A) and are listed as approved tank mix products for use with this product at www.enlist.com/tankmix can be used.
- c. Herbicide resistance management as described in Appendix D, Section B.
 - d. The importance of pollinator protection in agriculture and best management practices to reduce potential pesticide exposure to pollinators including, but not exclusive, to monarch butterflies. Materials must also describe label provisions intended to minimize the potential for exposure to pollinators, including updated environmental hazard and non-target organism advisory statements, and new application timing restrictions.
 - e. Corteva must communicate the availability and requirement to use the supplemental labeling as described in paragraph 3.e.
11. Corteva must ensure annually, including the 2022 use season, that growers of Enlist crops and Enlist product users receive training and educational materials that convey the current information on the Enlist program as described in this amendment letter, and have copies of the current approved labeling.
 12. Corteva must provide a copy of all Enlist educational and training materials, and examples of written communication materials to EPA by 2/28/2022, and at any time upon EPA's request. At the initiative of either EPA or Corteva, EPA and Corteva will meet to discuss possible modifications to the educational program as needed.
 13. Corteva must provide access to educational materials for distribution by sales representatives or others to growers, users, extension agents, neighboring landowners, and any other interested stakeholders by February 1st of each year.
 14. The educational and training materials must be made available to state pesticide authorities and state agricultural extension services upon request.

Annual Survey and Evaluation

15. Corteva must conduct annual surveys of growers of Enlist crops and Enlist product users and provide results to EPA by January 15th of each year. These surveys must be based on a statistically representative sample of growers and users. The sample size and geographical resolution should be adequate to allow analysis of responses within regions, between regions, and across the United States. These surveys must evaluate, at a minimum, the following:
 - a. Planning and adoption of runoff mitigation measures, including, which practices were already in place prior to deciding to use this product; which practices were newly selected in order to use this product; and which practices are planned for future use of this product.

- b. Information from herbicide resistance management plan as described in Appendix D, Section D.

Annual Reporting

16. Corteva must submit annual reports to EPA containing the following:

- a. By January 15th, results from the annual survey on planning and adoption of runoff mitigation measures.
- b. By January 15th, information from herbicide resistance management plan as described in Appendix D, Section D.
- c. By July 15th, implementation of the pollinator protection stewardship plan, including activities on pollinator conservation and habitat restoration, and education, training, and outreach.

17. Subsequent annual reports after the first year shall include updates of any aspect of the education and training program and associated materials that have materially changed since submission of the previous annual report.

18. Following submission of the annual report, Corteva shall meet with the EPA at EPA's request to evaluate and consider the information contained in the report.

References to the company's website on the label becomes labeling under FIFRA and therefore the website is subject to review by the Agency. If the website is false or misleading, the product would be misbranded and unlawful to sell or distribute under FIFRA Section 12(a)(1)(E). 40 CFR 156.10(a)(5) list examples of statements EPA may consider false or misleading. In addition, regardless of whether a website is referenced on the product's label, claims made on the website may not substantially differ from those claims approved through the registration process. Therefore, should the Agency find or if it is brought to EPA's attention that a website contains false or misleading statements or claims substantially differing from the EPA approved registration, the website will be referred to the EPA's Office of Enforcement and Compliance.

A stamped copy of the labeling is enclosed. This labeling supersedes all previously accepted labeling. Corteva must submit one copy of the final printed labeling for the record before releasing this product for shipment with the revised labeling.

In addition to Corteva's prior written acceptance of these terms, release of this product for shipment further confirms Corteva's acceptance of all terms and conditions listed above. If these conditions are not complied with, the registration will be subject to cancellation in accordance with FIFRA Section 6, including cancellation under FIFRA 6(e) as described under paragraph 1.

Page 8 of 18
EPA Reg. No. 62719-695
Decision No. 573217

Please contact Curtis Hildebrandt at 202-566-2770 or at hildebrandt.curtis@epa.gov for any questions.

Sincerely,

A handwritten signature in black ink, appearing to read "Lindsay Roe". The signature is fluid and cursive, with a large initial "L" and a stylized "R".

Lindsay Roe
Chief, Herbicide Branch
Registration Division

Enclosures

Appendix A – Testing of Tank Mix Products
Appendix B – Validation Criteria
Appendix C – AGDISP Input Parameters
Appendix D – Herbicide Resistance Management Plan
Approved GF-3335 (Enlist One) Product Label
Approved GF-3335 (Enlist One) Supplemental Label

APPENDIX A

Testing of Tank Mix Products

Products proposed for tank-mixing with this product may be added to the list of products that will not adversely affect the spray drift properties of this product, located at www.enlist.com/tankmix, if a study is performed under the testing conditions set forth below; the test information is reported as set forth below; and the results are interpreted as set forth below and the interpretation supports adding the tested product to the list of products that will not adversely affect the spray drift properties of this product.

The purpose of this study is to show that spray drift deposition 30 feet downwind from the proposed tank mix (that includes this product) does not exceed that of a reference formulation (Enlist Duo). Deposition from the reference formulation, as measured in a field study, did not result in exposures 30 or more feet downwind from application that would trigger risk concerns.

Using application conditions similar in the field study with Enlist Duo, Agricultural DISPersal (AGDISP) model deposition estimates for Enlist Duo can be generated and serve as a surrogate for the results of the field study and as a basis of comparison of the effects of formulation on spray drift. Therefore, AGDISP estimates for proposed tank mixtures that include this product can be compared with the estimates made by the AGDISP model for the reference formulation (Enlist Duo) to determine if pesticide deposition estimates at the 30-foot downwind distance are comparable and therefore also comparable to the field test generated pesticide deposition establishing the threshold point for no risk concerns.

To accomplish these comparisons, the effects of formulation and tank mixture on spray droplet spectra must be determined because this is an important input to the AGDISP model. Furthermore, to control for differences in instrument calibration and local environmental conditions that could confound any comparisons, testing from spray droplet spectra for a proposed tank mixture with this product must also be accompanied by a determination of the droplet spectrum for the reference formulation (Enlist Duo).

The following sections describe the approach for determining droplet spectra for the various test articles based on spray chamber or wind tunnel tests. In addition, the description of approach for conducting AGDISP spray drift model estimation and the comparison of the results is included.

Testing Conditions

Spray chamber test using conditions described in ASTM E-2798-11; or a wind tunnel test using conditions described in *EPA Final Generic Verification Protocol for Testing Pesticide Application Spray Drift Reduction Technologies for Row and Field Crops*¹ (June 2016).

Testing Media: 1) Enlist Duo and 2) Enlist One (this product) + Proposed Tank Mix Product
Test Nozzle: AIXR 11004 at 40 psi
Number of Replicates: 3 for each tested medium

¹ <https://www.epa.gov/reducing-pesticide-drift/generic-verification-protocol-testing-pesticide-application-spray-drift>

Reporting

1. Report the validation information as summarized in Appendix B.
2. Report the full droplet spectrum for each replicate of each tested medium.
3. Perform AGDISP (v8.26) modeling run for each replicate droplet spectrum for each tested medium (AGDISP input parameters described in Appendix C).
 - a. Establish the 30-foot downwind spray drift deposition estimate from the AGDISP run on each replicate for each tested medium.
 - b. Establish the mean and standard deviation of the 30-foot downwind spray drift deposition estimates from the AGDISP run for the 3 replicates of each tested medium.
 - c. Perform a one-tailed (upper bound) t-test ($p=0.1$) to determine if the mean AGDISP spray drift deposition estimate at 30 feet downwind for the proposed tank mix product with this product is significantly greater than the mean estimate for the Enlist Duo reference formulation.

Interpretation of Results

If the mean 30-foot downwind spray drift deposition estimate for the proposed tank mix product with this product is not statistically greater than the mean estimate for the Enlist Duo reference formulation, then the proposed tank mix product can be added to the list of products that will not adversely affect the spray drift properties of this product, located at www.enlist.com/tankmix.

If the mean 30-foot downwind spray drift deposition estimate for the proposed tank mix product with this product is statistically greater than the mean estimate for the Enlist Duo reference formulation, then the proposed tank mix product cannot be added to the list of products that will not adversely affect the spray drift properties of this product, located at www.enlist.com/tankmix.

Results from other testing protocols will be acceptable for adding tank mix products to the list of products that will not adversely affect the spray drift properties of this product, located at www.enlist.com/tankmix, provided that EPA has determined in writing that such other protocol is appropriate for such purpose.

APPENDIX B
Validation Criteria

1. Detailed information of instrument setting and measurements, including:
 - a. The distance from the nozzle tips to the laser settings.
 - b. Measurements of airspeed and liquid flow rate.
2. Detailed information of test substances, including:
 - a. Volume composition and density of proposed tank mix product with this product.
 - b. Volume composition and density of Enlist Duo reference formulation.
3. Summary of the entire spray output distribution for each combination of nozzle and tank mixture, with statistical analysis of replicates.
4. Graphical outputs of Sympatec HELOS laser diffraction particle size analyzer for individual spectrum report of $D_{v0.1}$ (SD), $D_{v0.5}$ (SD), and $D_{v0.9}$ (SD) as well as mean % fines of $\leq 141\mu\text{m}$ (SD) fractions.

APPENDIX C
AGDISP Input Parameters

AGDISP (v8.26) is run for each replicate droplet spectrum for each medium tested in a spray chamber or wind tunnel test. Model inputs should be specific to the spray material of each medium and to the meteorological conditions of the spray chamber or wind tunnel test. Example inputs follow below for a test of the Enlist Duo reference formulation.

| PARAMETER | VALUE | COMMENTS |
|-------------------------------|---|--|
| Application Method Section | | |
| Method | Ground | |
| Nozzle Type | Flat fan (Default) | The direct use of the DSD overrides the use of "nozzle type." |
| Boom Pressure | 40 psi | If nozzle and tank mix or a combination of nozzle and tank mix were tested, the resulting spray quality has to be consistent with the spray quality generated with Enlist Duo using TeeJet® AIXR 11004 nozzle at 40 psi. |
| Release Height | 3 ft | Default |
| Spray Lines | 20 | Default |
| Meteorology Section | | |
| Wind Type | Single height | Default |
| Wind Speed | 15 mph | Upper bound from label |
| Wind Direction | -90 deg | Worst-case and default |
| Temperature | 65 F | Default |
| Relative Humidity | 50% | Default |
| Surface Section | | |
| Angles | 0 | Default |
| Canopy | None | Default |
| Surface Roughness | 0.12 ft | Mean of "crops" cover type |
| Application Technique Section | | |
| Nozzles | 54, even spacing | Standard boom setup |
| DSD | From wind tunnel results, imported in library | |
| Atmospheric Stability | Strong | Default |
| Swath Section | | |
| Swath Width | 90 ft | Standard boom |
| Swath Displacement | 0 ft | Worst-case |
| Spray Material Section | | |
| Spray Volume Rate | 15 gal/A | From Enlist Duo label |
| Volatile/Nonvolatile Fraction | Enlist Duo at 2.8% v/v | To calculate volatile/nonvolatile fraction in the tank mix for the model input, provide detailed information of the tested formulations and tank |

| | |
|--|---|
| | mixes. See sample calculation below used in WT study (MRID 49384801) ¹ |
| <p>¹The tested mixture was 2.8% (v/v) Enlist Duo in water. Enlist Duo has a density of 1.171 kg/L and contains 24.42 % (w/w) of 2,4-D choline salt (16.65% (w/w) 2,4-D acid equivalent) and 22.17% (w/w) glyphosate dimethylammonium salt.</p> <p>For example, a 100-liter batch would contain the following: Enlist Duo 2.8% * 100 L = 2.8L; 2.8L * 1.171 kg/L = 3.279 kg Water: 100 - 2.8 L = 97.2 L = 97.2 kg Total weight: 3.279 + 97.2 = 100.497 kg Active ingredient fraction: 3.279 kg * 16.65% (a.e.) = 0.546 kg; 0.546 kg/100.497 kg = 0.0054 (dimensionless) Non-volatile fraction: 3.279 kg * (24.42% + 22.17%) = 1.528 kg; 1.528 kg/100.497 kg = 0.0152 (dimensionless)</p> | |

APPENDIX D

Herbicide Resistance Management Plan

Corteva must develop and implement an herbicide resistance management plan that includes the following components:

A. Grower Agreements, Field Detection and Remediation

1. Ensure that any person who purchases any Enlist seed sign a binding contract, or “grower agreement,” that is enforceable by Corteva. In the grower agreement, Corteva will reinforce with users the critical importance of following resistance management practices and appropriate best management practices (BMPs). This includes stressing the requirement for pre- and post-application field scouting and that lack of herbicide efficacy should be reported promptly to Corteva or its representative.
2. Retain copies of all executed grower agreements for a period of 3 years from the date of execution and provide copies to EPA upon request.
3. If any grower, crop consultant, extension agent, or state specialist informs Corteva or its representative of a lack of herbicide efficacy, then Corteva or its representative must work with growers to support them in identifying and responding to suspected resistance to 2,4-D by applying the criteria for determining suspected herbicide resistance listed below, set forth in *EPA Pesticide Registration Notice 2017-2: Guidance for Herbicide-Resistance Management, Labeling, Education, Training, and Stewardship*.² In addition, such testing of suspected resistance must also include testing with dicamba to evaluate the extent to which cross-resistance and/or multiple resistance is occurring.

Criteria for Determining Suspected Herbicide Resistance:

- Failure to control a weed species normally controlled by the herbicide at the dose applied, especially if control is achieved on adjacent weeds.
 - A spreading patch of non-controlled plants of a particular weed species.
 - Surviving plants mixed with controlled individuals of the same species.
4. If one or more of the above criteria are met, then Corteva or its representative must:
 - a. Provide the grower with specific information and recommendations to control and contain suspected resistant weeds, including rotation to chemicals with different modes of action and/or other non-chemical controls, as appropriate. If requested by the grower, Corteva will become actively involved in implementation of weed control measures.

² <https://www.epa.gov/pesticide-registration/prn-2017-2-guidance-herbicide-resistance-management-labeling-education>

- b. Request, at the time of the initial determination that one or more of the criteria are met and prior to any application of alternative control practices, that the grower provide Corteva with access to the relevant field(s) to collect specimens of the suspected resistant weeds (potted specimens or seeds) for further evaluation in the greenhouse or laboratory, and to collect such specimens if possible (or, alternatively, request that the grower provide such specimens to Corteva, at Corteva's expense).
 - c. Conduct greenhouse or laboratory studies to confirm resistance as soon as practicable following sample collection.
 - d. To the extent possible, contact or visit the grower in an appropriate timeframe after implementation of the additional weed control measures in order to evaluate success of such measures.
 - e. If the additional weed control measures were not successful in controlling the suspected resistant weeds, then:
 - i. Work with the grower to determine the reason(s) why the additional control measures were not successful.
 - ii. Offer to further assist the grower in controlling and containing the suspected resistant weeds, including rotation to chemicals with different modes of action and/or other non-chemical controls, as appropriate.
 - iii. Report annually the inability to control the suspected resistant weeds to relevant stakeholders such as extension experts, state agencies, and grower organizations.
5. Keep records of all field evaluations for suspected resistance for a period of 3 years and provide a copy of the records to EPA upon request.

B. Education, Training, and Outreach

1. Develop, implement, and annually update an education and training program, with at least one written communication each year, regarding herbicide resistance management to growers of Enlist crops and users of this product that is separate and apart from the grower agreement. All education and training materials must include information on:
 - a. The critical importance of following resistance management practices and appropriate BMPs as described in Section B.5. to prevent, contain, delay, and/or control weed resistance.
 - b. Stressing the requirement for field scouting before and after application.

- c. Corteva's commitments to growers on addressing suspected resistant weed investigations including field detection, testing, and remediation assistance as described in Sections A.4-5.
 - d. Reporting lack of herbicide efficacy promptly to Corteva or its representative.
2. Corteva must provide access to educational materials for distribution by sales representatives or others to growers, users, extension agents, neighboring landowners, and any other interested stakeholders by February 1st of each year.
 3. Corteva must provide a copy of the education program to EPA by 02/28/2022 and at any time upon EPA's request.
 4. The education and training materials must be made available to state pesticide authorities and state agricultural extension services.
 5. Appropriate best management practices (BMPs) must be included in the education program to avoid and control weed resistance and convey the importance of following BMPs. Corteva must advise growers to follow BMPs in all education and training materials, annual written communication, product literature, and grower agreement. This list may be updated or revised as new information becomes available.

The following BMPs must be included:

Crop selection and cultural practices

- Understand the biology of the weeds present.
- Use a diversified approach towards weed management focused on preventing weed-seed production and reducing the number of weed seeds in the soil seed-bank.
- Emphasize cultural practices that suppress weeds by using crop competitiveness.
- Plant into weed-free fields, keep fields as weed-free as possible, and note areas where weeds were a problem in prior seasons.
- Incorporate additional weed-control practices whenever possible, such as mechanical cultivation, biological management practices, crop rotation, and weed-free crop seeds, as part of an integrated weed-control program.
- Do not allow weed escapes to produce seeds, roots, or tubers.
- Manage weed seed at harvest and post-harvest to prevent a buildup of the weed seed-bank.
- Prevent field-to-field and within-field movement of weed seed or vegetative propagules.
- Thoroughly clean plant residues from equipment before leaving fields.
- Prevent an influx of weeds into the field by managing field borders.
- Scout fields before application to ensure herbicide and application rates will be appropriate for the weed species and weed sizes present.

- Scout fields after application to confirm herbicide effectiveness and to detect weed escapes.
- If resistance is suspected, treat weed escapes with a different mechanism-of-action herbicide or use non-chemical methods to remove weed escapes.

Herbicide selection

- Use a broad-spectrum, soil-applied herbicide with a mechanism of action that differs from this product as a foundation in a weed control program.
- A broad-spectrum weed-control program should consider all weeds present in the field. Weeds should be identified through scouting and field history.
- Difficult-to-control weeds may require sequential applications of herbicides with alternative mechanisms of action.
- Fields with difficult-to-control weeds should be rotated to crops that allow the use of herbicides with alternative mechanisms of action.
- Apply full rates of this herbicide for the most difficult to control weeds in the field. Applications should be made when weeds are at the correct size to minimize weed escapes.
- Do not use more than two applications of this herbicide or any herbicide with the same mechanism of action within a single growing season unless mixed with another approved mechanism of action herbicide with overlapping spectrum for the difficult to control weeds.
- Report any incidence of non-performance of this product against a particular weed species to Corteva or its representatives.

C. Annual Survey and Evaluation

1. Conduct annual surveys of product users and growers of Enlist crops. These surveys must be based on a statistically representative sample of product users and growers of Enlist crops. The sample size and geographical resolution should be adequate to allow analysis of responses within regions, between regions, and across the United States. These surveys must evaluate, at a minimum, the following:
 - a. Whether growers have encountered any perceived issue with non-performance or lack of efficacy of this product and, if so, how growers have responded.
 - b. How this product is used, including use site/crop, application timing, whether it was tank mixed with other herbicide(s) and, if so, identify the active ingredient(s) used in the tank mixture.
2. Utilize the results from the survey described in paragraph 1 of this section to annually review, and modify as appropriate for the upcoming growing season, the following:
 - a. Efforts aimed at achieving compliance with the grower agreement.
 - b. Responses to incidents of suspected resistance and confirmed resistance.

- c. The education program. At the initiative of either EPA or Corteva, EPA and Corteva shall consult about possible modifications to the education program.

D. Annual Reporting

1. Corteva must submit annual reports to EPA by January 15th of each year containing the following:
 - a. Annual sales of Enlist seed and this product by state.
 - b. The current grower agreement.
 - c. The current education program and associated materials, and subsequent annual reports shall include updates of any aspect of the education program and associated materials that have materially changed since submission of the previous annual report.
 - d. Summary of Corteva's efforts aimed at achieving compliance with the grower agreement.
 - e. Investigation and remediation of cases regarding suspected resistant weeds. Summary of Corteva's determinations as to whether any reported lack of herbicide efficacy was suspected resistance, Corteva's follow-up actions taken, and, if available, the ultimate outcome (e.g., evaluation of success of additional weed control measures) regarding each case of suspected resistance. In the annual report, Corteva will list the cases of suspected resistance by county and state.
 - f. The results of the annual survey, including whether growers are implementing herbicide resistance BMPs, and a summary of Corteva's annual review and possible modification – based on that survey – of the education program, grower agreement compliance efforts, and response to reports of suspected resistance.
 - g. Summary of the status of any laboratory and greenhouse testing performed by, or at the direction of Corteva following up on incidents of suspected resistance, performed in the previous year. Data pertaining to such testing do not need to be included in the annual reports, but such data must be made available to EPA upon request.
 - h. Corteva is also obligated under 40 CFR Part 159 to report product failure to EPA and must follow those procedures and reporting schedule.
2. Following submission of the annual report, Corteva shall meet with the EPA at EPA's request to evaluate and consider the information contained in the report.

(Base label):

| | | | |
|--------------------|-------|---|-----------|
| 2,4-D CHOLINE SALT | GROUP | 4 | HERBICIDE |
|--------------------|-------|---|-----------|

GF-3335**Alternate Brand Name: Enlist One®****HERBICIDE**

with COLEX-D® Technology

**This labeling expires on January 11, 2029.
Do not use or distribute this product after January 11, 2029.**

For control of emerged annual and perennial broadleaf weeds, use as a preplant, preemergence and postemergence herbicide on Enlist® corn, soybeans and cotton. Enlist herbicides with Colex-D® technology are the ONLY 2,4-D containing products authorized and specifically labeled for use with Enlist crops.

Use as a non-selective burndown; chemical fallow; use as a preplant and preemergence herbicide on non-Enlist corn, and use as a preplant herbicide on non-Enlist soybeans.

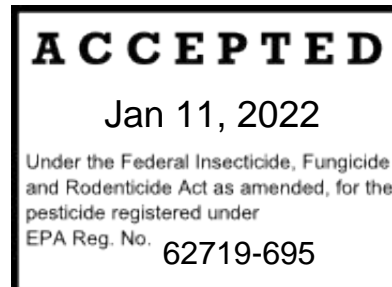
Do not allow contact of herbicide with foliage of desirable plants and trees because severe injury or destruction may result.

Approved for use only in certain geographical areas. Read and follow all label instructions.

Active Ingredient(s):

| | |
|---|--------|
| 2,4-Dichlorophenoxyacetic acid, choline salt | 55.7% |
| Other Ingredients | 44.3% |
| Total | 100.0% |

2,4-dichlorophenoxyacetic acid equivalent – 38% - 3.8 lb/gal

**Keep Out of Reach of Children****WARNING AVISO**

Si usted no entiende la etiqueta, busque a alguien para que se la explique a usted en detalle. (If you do not understand the label, find someone to explain it to you in detail.)

Precautionary Statements**Hazards to Humans and Domestic Animals**

May be fatal if swallowed. Causes substantial but temporary eye injury. Harmful if absorbed through skin. Prolonged or frequently repeated skin contact may cause allergic reactions in some individuals. Do not get in eyes or on clothing. Avoid contact with skin.

Personal Protective Equipment (PPE)**All mixers, loaders, applicators, flaggers, and handlers must wear:**

- Long-sleeved shirt and long pants
- Shoes and socks, plus
- Waterproof gloves

- Protective eyewear (goggles, faceshield, or safety glasses)
- Chemical-resistant apron when mixing or loading, cleaning up spills or equipment, or otherwise exposed to the concentrate

See engineering controls for additional requirements.

Follow manufacturer's instructions for cleaning/maintaining PPE. If no such instructions for washables exist, use detergent and hot water. Keep and wash PPE separately from other laundry.

Engineering Controls

When handlers use closed systems or enclosed cabs in a manner that meets the requirements listed in Worker Protection Standard (WPS) for agricultural pesticides [40 CFR 170.607(d-e)], the handler PPE requirements may be reduced or modified as specified in the WPS.

User Safety Recommendations

Users should:

- Wash hands thoroughly with soap and water after handling and before eating, drinking, chewing gum, using tobacco, or using the toilet. Remove and wash contaminated clothing before reuse.
- Remove clothing/PPE immediately if pesticide gets inside. Then wash thoroughly and put on clean clothing. If pesticide gets on skin, wash immediately with soap and water.
- Remove PPE immediately after handling this product. Wash the outside of gloves before removing. As soon as possible, wash thoroughly and change into clean clothing.

First Aid

If in eyes: Hold eye open and rinse slowly and gently with water for 15-20 minutes. Remove contact lenses, if present, after the first 5 minutes, then continue rinsing eye. Call a poison control center or doctor for treatment advice.

If swallowed: Call a poison control center or doctor immediately for treatment advice. Have person sip a glass of water if able to swallow. Do not induce vomiting unless told to do so by a poison control center or doctor. Do not give anything by mouth to an unconscious person.

If on skin: Take off contaminated clothing. Rinse skin immediately with plenty of water for 15-20 minutes. Call a poison control center or doctor for treatment advice.

Have the product container or label with you when calling poison control center (1-800-222-1222) or doctor, or going for treatment. You may also contact 1-800-992-5994, for emergency medical treatment information.

Environmental Hazards

This pesticide is toxic to fish and aquatic invertebrates. Do not apply directly to water, to areas where surface water is present, or to intertidal areas below the mean high-water mark. Do not contaminate water when disposing of equipment washwaters or rinsate. Drift or runoff may adversely affect aquatic invertebrates, sensitive wetland environments, and non-target plants. Drift and runoff may be hazardous to aquatic organisms in water adjacent to treated areas.

This product is toxic to plants and may adversely impact the forage and habitat of non-target organisms, including pollinators, in areas adjacent to the treated site. Protect the forage and habitat of non-target organisms by following label directions intended to minimize spray drift and runoff.

This product is moderately toxic to bees on an acute basis, and may cause chronic risk to pollinators or other terrestrial invertebrates. Do not apply this product to blooming vegetation or if bees or other pollinating insects are visiting the treatment area

This product may impact surface water quality due to runoff of rainwater. This is especially true for poorly draining soils and soils with shallow ground water. This product is classified as having high potential for reaching surface water via runoff for several days to weeks after application.

A level, well-maintained vegetative buffer strip between areas to which this product is applied and surface water features such as ponds, streams, and springs will reduce the potential loading of 2,4-D from runoff water and sediment. Runoff of this product will be reduced by avoiding applications when rainfall or irrigation is expected to occur within 48 hours.

2,4-D is known to leach through soil into groundwater under certain conditions as a result of label use. This chemical may leach into groundwater if used in areas where soils are permeable, particularly where the water table is shallow. Application around a cistern or well may result in contamination of drinking water or groundwater.

Physical and Chemical Hazards

Spray solutions of this product must be mixed, stored and applied using only stainless steel, aluminum, fiberglass, plastic or plastic lined containers.

Do not mix, store or apply this product or spray solutions of this product in galvanized steel or unlined steel containers or spray tanks.

Agricultural Use Requirements

Use this product only in accordance with its labeling and with the Worker Protection Standard, 40 CFR Part 170. Refer to the label booklet under "Agricultural Use Requirements" in the Directions for Use section for information about this standard.

(Storage and Disposal for rigid containers 5 gallons or less)

Storage and Disposal

Do not contaminate water, food, feed or seed by storage or disposal.

Pesticide Storage: Store in a cool, dry place. Store in original container. In case of leak or spill, contain material and dispose as waste.

Pesticide Disposal: Wastes resulting from the use of this product must be disposed of on site or at an approved waste disposal facility.

Container Handling: Nonrefillable container. Do not reuse or refill this container.

Triple rinse or pressure rinse container (or equivalent) promptly after emptying. **Triple rinse** as follows: Empty the remaining contents into application equipment or a mix tank and drain for 10 seconds after the flow begins to drip. Fill the container 1/4 full with water and recap. Shake for 10 seconds. Pour rinsate into application equipment or a mix tank or store rinsate for later use or disposal. Drain for 10 seconds after the flow begins to drip. Repeat this procedure two more times. **Pressure rinse** as follows: Empty the remaining contents into application equipment or a mix tank and continue to drain for 10 seconds after the flow begins to drip. Hold container upside down over application equipment or mix tank or collect rinsate for later use or disposal. Insert pressure rinsing nozzle in the side of the container, and rinse at about 40 psi for at least 30 seconds. Drain for 10 seconds after the flow begins to drip. Then offer for recycling if available or puncture and dispose of in a sanitary landfill, or by incineration, or by other procedures allowed by state and local authorities.

(Storage and Disposal for refillable rigid containers larger than 5 gal)

Storage and Disposal

Do not contaminate water, food, feed or seed by storage or disposal.

Pesticide Storage: Store in a cool, dry place. Store in original container. In case of leak or spill, contain material and dispose as waste.

Pesticide Disposal: Wastes resulting from the use of this product must be disposed of on site or at an approved waste disposal facility.

Container Handling: Refillable container. Refill this container with pesticide only. Do not reuse this container for any other purpose.

Cleaning the container before final disposal is the responsibility of the person disposing of the container. Cleaning before refilling is the responsibility of the refiller. To clean the container before final disposal, empty the remaining contents from this container into application equipment or a mix tank. Fill the container about 10% full with water and, if possible, spray all sides while adding water. If practical, agitate vigorously or recirculate water with the pump for two minutes. Pour or pump rinsate into application equipment or rinsate collection system. Repeat this rinsing procedure two more times. Then offer for recycling if available, or puncture and dispose of in a sanitary landfill, or by incineration, or by other procedures allowed by state and local authorities.

(Storage and Disposal for nonrefillable rigid containers larger than 5 gallons)

Storage and Disposal

Do not contaminate water, food, feed or seed by storage or disposal.

Pesticide Storage: Store in a cool, dry place. Store in original container. In case of leak or spill, contain material and dispose as waste.

Pesticide Disposal: Wastes resulting from the use of this product must be disposed of on site or at an approved waste disposal facility.

Container Handling: Nonrefillable container. Do not reuse or refill this container.

Triple rinse or pressure rinse container (or equivalent) promptly after emptying. **Triple rinse** as follows: Empty the remaining contents into application equipment or a mix tank. Fill the container 1/4 full with water. Replace and tighten closures. Tip container on its side and roll it back and forth, ensuring at least one complete revolution, for 30 seconds. Stand the container on its end and tip it back and forth several times. Turn the container over onto its other end and tip it back and forth several times. Empty the rinsate into application equipment or a mix tank or store rinsate for later use or disposal. Repeat this procedure two more times. **Pressure rinse** as follows: Empty the remaining contents into application equipment or a mix tank and continue to drain for 10 seconds after the flow begins to drip. Hold container upside down over application equipment or mix tank or collect rinsate for later use or disposal. Insert pressure rinsing nozzle in the side of the container, and rinse at about 40 psi for at least 30 seconds. Drain for 10 seconds after the flow begins to drip. Then offer for recycling if available, or puncture and dispose of in a sanitary landfill, or by incineration, or by other procedures allowed by state and local authorities.

Refer to label booklet for additional precautionary information and Directions for Use.

Notice: Read the entire label. Use only according to label directions. **Before using this product, read Warranty Disclaimer, Inherent Risks of Use, and Limitation of Remedies at end of label booklet. If terms are unacceptable, return at once unopened.**

In case of emergency endangering health or the environment involving this product, call 1-800-992-5994.

Agricultural Chemical: Do not ship or store with food, feeds, drugs or clothing.

EPA Reg. No. 62719-695

EPA Est. _____

™®Trademarks of Corteva Agriscience and its affiliated companies

Produced for
Corteva Agriscience LLC
9330 Zionsville Road
Indianapolis, IN 46268

NET CONTENTS _____

(cover, shipping container):

| | | | |
|--------------------|-------|---|-----------|
| 2,4-D CHOLINE SALT | GROUP | 4 | HERBICIDE |
|--------------------|-------|---|-----------|

GF-3335

Alternate Brand Name: Enlist One®**HERBICIDE**

with COLEX-D® Technology

**This labeling expires on January 11, 2029.
Do not use or distribute this product after January 11, 2029.**

For control of emerged annual and perennial broadleaf weeds, use as a preplant, preemergence and postemergence herbicide on Enlist® corn, soybeans and cotton. Enlist herbicides with Colex-D® technology are the ONLY 2,4-D containing products authorized and specifically labeled for use with Enlist crops.

Use as a non-selective burndown; chemical fallow; use as a preplant and preemergence herbicide on non-Enlist corn, and use as a preplant herbicide on non-Enlist soybeans.

Do not allow contact of herbicide with foliage of desirable plants and trees because severe injury or destruction may result.

Approved for use only in certain geographical areas. Read and follow all label instructions.

Active Ingredient(s):

| | |
|---|--------|
| 2,4-Dichlorophenoxyacetic acid, choline salt | 55.7% |
| Other Ingredients | 44.3% |
| Total | 100.0% |

2,4-dichlorophenoxyacetic acid equivalent – 38% - 3.8 lb/gal

Keep Out of Reach of Children

WARNING AVISO

Si usted no entiende la etiqueta, busque a alguien para que se la explique a usted en detalle. (If you do not understand the label, find someone to explain it to you in detail.)

Agricultural Use Requirements

Use this product only in accordance with its labeling and with the Worker Protection Standard, 40 CFR Part 170. Refer to the label booklet under "Agricultural Use Requirements" in the Directions for Use section for information about this standard.

Refer to inside of label booklet for additional precautionary information including First Aid and Directions for Use.

Notice: Read the entire label. Use only according to label directions. **Before using this product, read Warranty Disclaimer, Inherent Risks of Use, and Limitation of Remedies at end of label booklet. If terms are unacceptable, return at once unopened.**

In case of emergency endangering health or the environment involving this product, call 1-800-992-5994.

Agricultural Chemical: Do not ship or store with food, feeds, drugs or clothing.

EPA Reg. No. 62719-695

EPA Est. _____

TM®Trademarks of Corteva Agriscience and its affiliated companies

Produced for
Corteva Agriscience LLC
9330 Zionsville Road
Indianapolis, IN 46268

NET CONTENTS _____

Precautionary Statements

Hazards to Humans and Domestic Animals

WARNING

May be fatal if swallowed. Causes substantial but temporary eye injury. Harmful if absorbed through skin. Prolonged or frequently repeated skin contact may cause allergic reactions in some individuals. Do not get in eyes or on clothing. Avoid contact with skin.

Personal Protective Equipment (PPE)

All mixers, loaders, applicators, flaggers, and handlers must wear:

- Long-sleeved shirt and long pants
- Shoes and socks, plus
- Waterproof gloves
- Protective eyewear (goggles, faceshield, or safety glasses)
- Chemical-resistant apron when mixing or loading, cleaning up spills or equipment, or otherwise exposed to the concentrate

See engineering controls for additional requirements.

Follow manufacturer's instructions for cleaning/maintaining PPE. If no such instructions for washables exist, use detergent and hot water. Keep and wash PPE separately from other laundry.

Engineering Controls

When handlers use closed systems or enclosed cabs in a manner that meets the requirements listed in Worker Protection Standard (WPS) for agricultural pesticides [40 CFR 170.607(d-e)], the handler PPE requirements may be reduced or modified as specified in the WPS.

User Safety Recommendations

Users should:

- Wash hands thoroughly with soap and water after handling and before eating, drinking, chewing gum, using tobacco, or using the toilet. Remove and wash contaminated clothing before reuse.
- Remove clothing/PPE immediately if pesticide gets inside. Then wash thoroughly and put on clean clothing. If pesticide gets on skin, wash immediately with soap and water.
- Remove PPE immediately after handling this product. Wash the outside of gloves before removing. As soon as possible, wash thoroughly and change into clean clothing.

First Aid

If in eyes: Hold eye open and rinse slowly and gently with water for 15-20 minutes. Remove contact lenses, if present, after the first 5 minutes, then continue rinsing eye. Call a poison control center or doctor for treatment advice.

If swallowed: Call a poison control center or doctor immediately for treatment advice. Have person sip a glass of water if able to swallow. Do not induce vomiting unless told to do so by a poison control center or doctor. Do not give anything by mouth to an unconscious person.

If on skin: Take off contaminated clothing. Rinse skin immediately with plenty of water for 15-20 minutes. Call a poison control center or doctor for treatment advice.

Have the product container or label with you when calling poison control center (1-800-352-2222) or doctor, or going for treatment. You may also contact 1-800-992-5994, for emergency medical treatment information.

Environmental Hazards

This pesticide is toxic to fish and aquatic invertebrates. Do not apply directly to water, to areas where surface water is present, or to intertidal areas below the mean high-water mark. Do not contaminate water when disposing of equipment washwaters or rinsate. Drift or runoff may adversely affect aquatic invertebrates, sensitive wetland environments, and non-target plants. Drift and runoff may be hazardous to aquatic organisms in water adjacent to treated areas.

This product is toxic to plants and may adversely impact the forage and habitat of non-target organisms, including pollinators, in areas adjacent to the treated site. Protect the forage and habitat of non-target organisms by following label directions intended to minimize spray drift and runoff.

This product is moderately toxic to bees on an acute basis, and may cause chronic risk to pollinators or other terrestrial invertebrates. Do not apply this product to blooming vegetation or if bees or other pollinating insects are visiting the treatment area.

This product may impact surface water quality due to runoff of rainwater. This is especially true for poorly draining soils and soils with shallow ground water. This product is classified as having high potential for reaching surface water via runoff for several days to weeks after application.

A level, well-maintained vegetative buffer strip between areas to which this product is applied and surface water features such as ponds, streams, and springs will reduce the potential loading of 2,4-D from runoff water and sediment. Runoff of this product will be reduced by avoiding applications when rainfall or irrigation is expected to occur within 48 hours.

2,4-D is known to leach through soil into groundwater under certain conditions as a result of label use. This chemical may leach into groundwater if used in areas where soils are permeable, particularly where the water table is shallow. Application around a cistern or well may result in contamination of drinking water or groundwater.

Physical and Chemical Hazards

Spray solutions of this product must be mixed, stored and applied using only stainless steel, aluminum, fiberglass, plastic or plastic lined containers.

Do not mix, store or apply this product or spray solutions of this product in galvanized steel or unlined steel containers or spray tanks.

Directions for Use

It is a violation of Federal law to use this product in a manner inconsistent with its labeling. Read all Directions for Use carefully before applying.

Do not apply this product in a way that will contact workers or other persons, either directly or through drift. Only protected handlers may be in the area during application. For any requirements specific to your state or tribe, consult the agency responsible for pesticide regulation.

Endangered Species

It is a Federal offense to use any pesticide in a manner that results in an unauthorized "take" (e.g., kill or otherwise harm) of an endangered species and certain threatened species, under the Endangered Species Act section 9. When using this product, you must follow the measures contained in the Endangered Species Protection Bulletin for the area in which you are applying the product. You must obtain a Bulletin no earlier than six months before using this product. To obtain Bulletins, consult <http://www.epa.gov/espp/>, call 1-844-447-3813, or email ESPP@epa.gov. You must use the Bulletin valid for the month in which you will apply the product.

Report ecological incidents: To report ecological incidents, including mortality, injury, or harm to non-target plants and animals, call 1-855-ENLIST-1 (1-855-365-4781).

Tank-Mixing Instructions:

GF-3335 may only be tank-mixed with products that have been tested and found not to adversely affect the spray drift properties of GF-3335. A list of those products may be found at Enlist.com/TankMix.

It is the pesticide user's responsibility to ensure that all products are registered for the intended use. Read and follow the applicable restrictions, limitations, and directions for use on all product labels involved in the tank mixture. Users must follow the most restrictive directions for use and precautionary statements of each product in the tank mixture.

DO NOT TANK-MIX ANY PRODUCT WITH GF-3335 unless:

1. You check the list of tested products found not to adversely affect the spray drift properties of GF-3335 at Enlist.com/TankMix no more than 7 days before applying GF-3335; and
2. The product you tank-mix with GF-3335 is identified on that list of tested products.

Agricultural Use Requirements

Use this product only in accordance with its labeling and with the Worker Protection Standard, 40 CFR Part 170. This Standard contains requirements for the protection of agricultural workers on farms, forests, nurseries, and greenhouses, and handlers of agricultural pesticides. It contains requirements for training, decontamination, notification, and emergency assistance. It also contains specific instructions and exceptions pertaining to the statements on this label about personal protective equipment (PPE), and restricted entry interval. The requirements in this box only apply to uses of this product that are covered by the Worker Protection Standard.

Do not enter or allow worker entry into treated areas during the restricted entry interval (REI) of 48 hours.

PPE required for early entry to treated areas that is permitted under the Worker Protection Standard and that involves contact with anything that has been treated, such as plants, soil, or water, is:

- Long-sleeved shirt and long pants
- Waterproof gloves
- Shoes plus socks
- Protective eyewear (goggles, faceshield, or safety glasses)

Storage and Disposal

Do not contaminate water, food, feed or seed by storage or disposal.

Pesticide Storage: Store in a cool, dry place. Store in original container. In case of leak or spill, contain material and dispose as waste.

Pesticide Disposal: Wastes resulting from the use of this product must be disposed of on site or at an approved waste disposal facility.

Nonrefillable containers 5 gallons or less:

Container Handling: Nonrefillable container. Do not reuse or refill this container.

Triple rinse or pressure rinse container (or equivalent) promptly after emptying. **Triple rinse** as follows: Empty the remaining contents into application equipment or a mix tank and drain for 10 seconds after the flow begins to drip. Fill the container 1/4 full with water and recap. Shake for 10 seconds. Pour rinsate into application equipment or a mix tank or store rinsate for later use or disposal. Drain for 10 seconds after the flow begins to drip. Repeat this procedure two more times. **Pressure rinse** as follows: Empty the remaining contents into application equipment or a mix tank and continue to drain for 10 seconds after the flow begins to drip. Hold container upside down over application equipment or mix tank or collect rinsate for later use or disposal. Insert pressure rinsing nozzle in the side of the container, and rinse at about 40 psi for at least 30 seconds. Drain for 10 seconds after the flow begins to drip. Then offer for recycling if available or puncture and dispose of in a sanitary landfill, or by incineration, or by other procedures allowed by state and local authorities.

Refillable containers larger than 5 gallons:

Container Handling: Refillable container. Refill this container with pesticide only. Do not reuse this container for any other purpose.

Cleaning the container before final disposal is the responsibility of the person disposing of the container. Cleaning before refilling is the responsibility of the refiller. To clean the container before final disposal, empty the remaining contents from this container into application equipment or a mix tank. Fill the container about 10% full with water and, if possible, spray all sides while adding water. If practical, agitate vigorously or recirculate water with the pump for two minutes. Pour or pump rinsate into application equipment or rinsate collection system. Repeat this rinsing procedure two more times. Then offer for recycling if available, or puncture and dispose of in a sanitary landfill, or by incineration, or by other procedures allowed by state and local authorities.

Nonrefillable containers 5 gallons or larger:

Container Handling: Nonrefillable container. Do not reuse or refill this container.

Triple rinse or pressure rinse container (or equivalent) promptly after emptying. **Triple rinse** as follows: Empty the remaining contents into application equipment or a mix tank. Fill the container 1/4 full with water. Replace and tighten closures. Tip container on its side and roll it back and forth, ensuring at least one complete revolution, for 30 seconds. Stand the container on its end and tip it back and forth several times. Turn the container over onto its other end and tip it back and forth several times. Empty the rinsate into application equipment or a mix tank or store rinsate for later use or disposal. Repeat this procedure two more times. **Pressure rinse** as follows: Empty the remaining contents into application equipment or a mix tank and continue to drain for 10 seconds after the flow begins to drip. Hold container upside down over application equipment or mix tank or collect rinsate for later use or disposal. Insert pressure rinsing nozzle in the side of the container, and rinse at about 40 psi for at least 30 seconds. Drain for 10 seconds after the flow begins to drip. Then offer for recycling if available, or puncture and dispose of in a sanitary landfill, or by incineration, or by other procedures allowed by state and local authorities.

Product Information

GF-3335 herbicide is a systemic herbicide that is intended for control of emerged annual and perennial broadleaf weeds. GF-3335 is designed to be applied to crops containing Enlist™ traits. These are patented genes that provide tolerance to GF-3335. Certain other uses (e.g. use as a non-selective burndown; chemical fallow; use as a preplant herbicide on non-Enlist soybeans, and a preplant or preemergence herbicide on non-Enlist corn) are also permitted as specified on this label. Corn, soybeans, and cotton without the Enlist trait will be seriously damaged by foliar applications of GF-3335.

When this product is applied as directed and under the circumstances described, it controls annual and perennial broadleaf weeds listed in this label.

Time to Symptoms on Susceptible Plants: Initial symptoms include drooping leaves and epinasty, which typically occurs within 24 hours of foliar treatment. This is followed by chlorosis, necrosis, further leaf/stem malformation and growth inhibition. Complete death and desiccation of susceptible plants occurs within 3-5 weeks.

Stage of Broadleaf Weeds: Apply when weeds are less than 6 inches in height. Annual weeds are easiest to control when they are small. Best control of most perennial weeds is obtained when treatment is made at late growth stages approaching maturity. Refer to the annual and perennial tables for specific weeds. When treating weeds with disease or insect damage, weeds heavily covered with dust, or weeds under poor growing conditions, reduced weed control may result.

Rainfastness: GF-3335 is rainfast within 4 hours following application. See Use Restrictions for application prior to rainfall and/or irrigation.

Spray Coverage: For best results, spray coverage should be uniform and complete. Do not spray weed foliage to the point of runoff.

Mode of Action: 2,4-D, the active ingredient in this product, mimics the naturally occurring plant auxins and overloads the plant's auxin balance affecting vital processes, such as cell division and elongation, resulting in abnormal growth and plant death.

Limited Soil Activity: Though some suppression of annual weeds emerging soon after application may occur, optimum control is achieved when the majority of weeds are emerged at the time of application.

Biological Degradation: Degradation of this product is primarily a biological process carried out by soil microbes.

Herbicide Resistance Management

2,4-D, the active ingredient in this product, is a Group 4 herbicide (synthetic auxin). Some naturally occurring weed biotypes that are tolerant (resistant) to 2,4-D may exist due to genetic variability in a weed population. Where resistant biotypes exist, the repeated use of herbicides with the same modes of action can lead to the selection for resistant weeds. Certain agronomic practices delay or reduce the likelihood that resistant weed populations will develop and can be utilized to manage weed resistance once it occurs.

Proactively implementing diversified weed control strategies to minimize selection for weed populations resistant to one or more herbicides is a best practice. A diversified weed management program may include the use of multiple herbicides with different modes of action and overlapping weed spectrum with or without tillage operations and/or other cultural practices. Research has demonstrated that using the labeled rate and directions for use is important to delay the selection for resistance.

The continued availability of this product depends on the successful management of the weed resistance program; therefore, it is very important to perform the following actions.

To aid in the prevention of developing weeds resistant to this product, the following steps must be followed:

- Scout fields before application to ensure herbicides and rates will be appropriate for the weed species and weed sizes present.
- Apply full rates of GF-3335 in combination with another herbicide with a different mode of action and overlapping spectrum (See Tank Mix Instructions). Choose the rate for the most difficult to control weed in the field at the specified time (correct weed size) to minimize weed escapes.
- Scout fields after application to detect weed escapes or shifts in weed species.
- Report any incidence of non-performance of this product against a particular weed species to your Corteva retailer, representative or call 1-855-ENLIST-1(1-855-365-4781).
- Suspected Resistance: Indicators of suspected herbicide resistance include (1) failure to control a weed species normally controlled by the herbicide at the dose applied, especially if control is achieved on adjacent weeds; (2) a spreading patch of uncontrolled plants of a particular weed species; and (3) surviving plants mixed with controlled individuals of the same species. Likely resistant weeds are assumed to be present if any of these criteria are met.
- If resistance is suspected, treat weed escapes with an herbicide having a mode of action other than Group 4 and/or use non-chemical methods to remove escapes, as practicable, with the goal of preventing further seed production.

Additionally, users should follow as many of the following herbicide resistance management practices as practicable:

- Use a broad spectrum soil-applied herbicide with other modes of action as a foundation in a weed control program.
- Utilize sequential applications of herbicides with alternative modes of action.
- Rotate the use of this product with non-Group 4 herbicides.
- Incorporate non-chemical weed control practices, such as mechanical cultivation, crop rotation, cover crops and weed-free crop seeds, as part of an integrated weed control program.
- Thoroughly clean plant and soil residues from equipment before leaving fields suspected to contain resistant weeds.

- Avoid using more than two in-crop applications of GF-3335 and any other Group 4 herbicide within a single growing season unless in conjunction with another mode of action herbicide with overlapping spectrum.
- Manage weeds in and around fields, during and after harvest to reduce weed seed production.

Contact the local agricultural extension service, Corteva representative, ag retailer or crop consultant for further guidance on weed control practices as needed.

Susceptible Plants

Do not apply under circumstances where spray drift may occur to food, forage, or other plantings that might be damaged or crops thereof rendered unfit for sale, use or consumption. Do not allow contact of herbicide with foliage, green stems, exposed non-woody roots of crops, desirable plants; including trees and cotton without the Enlist trait, because severe injury or destruction may result. Small amounts of spray drift that may not be visible may injure susceptible broadleaf plants. **Before making an application, please refer to your state's sensitive crop registry (if available) to identify any commercial specialty or certified organic crops that may be located nearby.**

At the time of application, the wind cannot be blowing toward adjacent commercially grown tomatoes and other fruiting vegetables (EPA crop group 8), cucurbits (EPA crop group 9, including pumpkins, melons, and cucumbers), grapes, tobacco and cotton.

Spray Drift Management

A variety of factors including weather conditions (e.g., wind direction, wind speed, temperature, and relative humidity) and method of application can influence pesticide drift. The applicator must evaluate all factors and make appropriate adjustments when applying this product.

Do not aerially apply this product.

Nozzle Selection

The listing of nozzles and pressures on Enlist.com/Nozzles specifies which nozzles are allowed for use when applying GF-3335 herbicide. Do not use any nozzle and pressure combination not specifically allowed by the listing on Enlist.com/Nozzles.

Groundboom Application

Use the minimum boom height based upon the nozzle manufacturer's directions. Do not exceed 24 inches in height above the canopy. Spray drift potential increases as boom height increases. Spray drift can be minimized if nozzle height is not greater than the maximum height specified by the nozzle manufacturer for the nozzle selected.

Wind Speed

Do not apply at wind speeds greater than 15 mph. Wind speeds can vary during application. For best results apply when wind speeds are between 3 and 10 mph.

Temperature and Humidity

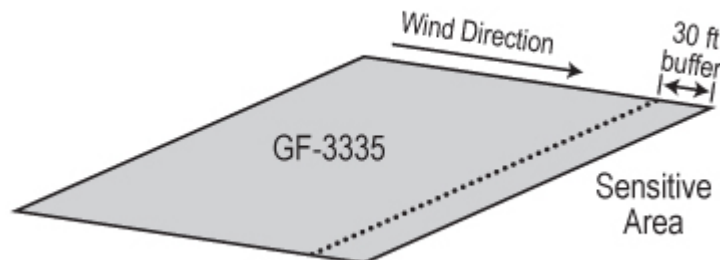
When making applications in low relative humidity, set up equipment to produce larger droplets to compensate for evaporation. Droplet evaporation is most severe when conditions are both hot and dry.

Temperature Inversions

Applications must not occur during a temperature inversion because drift potential is high. Temperature inversions restrict vertical air mixing, which causes small, suspended droplets to remain in a concentrated cloud. This cloud can move in unpredictable directions due to the light variable winds common during inversions. Temperature inversions are characterized by increasing temperatures with altitude and are common on nights with limited cloud cover and light to no wind. They begin to form as the sun sets and often continue into the morning. Their presence can be indicated by ground fog; however, if fog is not present, inversions can also be identified by the movement of the smoke from a ground source generator.

Smoke that layers and moves laterally in a concentrated cloud (under low wind conditions) indicates an inversion, while smoke that moves upward and rapidly dissipates indicates good vertical air mixing.

Protection of Sensitive Areas



Applicator must maintain a 30 foot downwind buffer (in the direction in which the wind is blowing) from any area except:

1. Roads, paved or gravel surfaces.
2. Planted agricultural fields. (Except those crops listed in the “Susceptible Plants” section.)
3. Agricultural fields that have been prepared for planting.
4. Areas covered by the footprint of a building, shade house, silo, feed crib, or other man-made structure with walls and/or a roof.

To maintain the required downwind buffer zone:

- Measure wind direction prior to the start of any swath that is within 30 feet of a sensitive area.
- No application swath can be initiated in, or into an area that is within 30 feet of a sensitive area if the wind direction is towards the sensitive area.

State and Local Requirements

Applicators must follow all state and local pesticide drift requirements regarding application of 2,4-D herbicides. Where states have more stringent regulations, they must be observed.

Management of Runoff

A variety of factors including soil type, slope, and weather conditions (e.g., rainfall) can influence volume and intensity of water running off the treated field. The applicator must evaluate all factors and make appropriate adjustments when applying this product. Land management, field condition and application practices that reduce, to the maximum extent practicable, runoff from treated fields, must be implemented by land managers/users of this product.

To reduce the potential for runoff and avoid off field impact from treated fields to maximum extent practicable, applicator must plan/schedule applications to maximize time between an application of this product and anticipated rainfall (or planned irrigation). Application must take place no less than 48 hours prior to irrigation or predicted rainfall (by NOAA/National Weather Service, or other similar forecasting service).

For land with **Hydrologic Soil Groups* A & B**: The land manager/applicator must effectively implement measures in the following tables to equal a **minimum of 4 credits**.

For land with **Hydrologic Soil Groups* C & D**: The land manager/applicator must effectively implement the measures in the following tables to equal a **minimum of 6 credits**.

| Mitigation Measures | | Credits | |
|---|--|------------|---|
| Reduce number of applications - Reduced number of applications of Enlist products per year. Applications may be made at any time during crop development but must maintain a minimum 12-day retreatment interval. | 3 applications | 0 | |
| | 2 applications | 2 | |
| | 1 application | 4 | |
| Residue Tillage Management: no-till, strip-till, ridge-till, and mulch-till | | 4 | |
| Vegetative Filter Strips | 30 ft off-field vegetative buffer on down slope | HSG A or B | 2 |
| | | HSG C or D | 0 |
| | 100 ft off-field vegetative buffer on down slope | HSG A or B | 4 |
| | | HSG C or D | 1 |
| Field border: border with dense vegetative stands with a minimum width of 30 ft. | | 2 | |
| Cover Crop | | 2 | |
| Vegetative Barrier: Permanent strips of dense vegetation along the contours of the field with a minimum width of 3 ft. | | 2 | |
| Contour Buffer Strips or Terrace | | 2 | |
| Grassed Waterway | | 2 | |
| Water and Sediment Basin | | 1 | |
| Contour Farming or Contour Strip Cropping | | 1 | |

*Hydrologic Soil Group (HSG) definitions: A = Sand, loamy sand, or sandy loam; B = Sandy clay loam; C = Silt loam or loam; D = Clay loam, silty clay loam, sandy clay, silty clay or clay.

Applicators/Land Managers must meet minimum criteria described for each mitigation measure as outlined on Enlist.com/mitigationmeasures to receive credits.

Sprayer Clean-Out

To avoid injury to desirable plants, thoroughly clean equipment used to apply this product before re-use or using it to apply other chemicals.

1. Completely drain the spray system, including pump, lines and spray boom, for at least 5 minutes.
2. Fill the spray tank with clean water to at least 10% of the total tank volume and circulate the solution through the entire system so that all internal surfaces are contacted for at least 15 minutes to complete the first rinse of the application equipment. Spray the solution out of the spray tank through the boom.
3. Completely drain the spray system, including lines and spray boom, for at least 5 minutes; remove and clean filters and strainers.
4. During the second rinse, fill the container with clean water to at least 10% of the total tank volume. The addition of tank cleaning agents may be used at the manufacturer's specified rates. Circulate the solution through the entire system for at least 15 to 20 minutes. Let the solution stand for several hours, preferably overnight. Spray the solution out of the spray tank through the boom.
5. Completely drain the spray system, including lines and spray boom, for at least 5 minutes.
6. Fill the container with clean water to at least 10% of the total tank volume and circulate the solution through the entire system so that all internal surfaces are contacted for at least 15 minutes to complete the third rinse of the application equipment. Spray the solution out of the spray tank through the boom.
7. Completely drain the spray system, remove nozzle tips and strainers and clean them separately.

Tank Mix Sequence Procedures

Find the list of qualified tank mix partners at Enlist.com/TankMix.

- Start with a clean sprayer before mixing a load with GF-3335 herbicide.

- Recommended water carrier volume with GF-3335 is 10-15 gallons per acre.
- Do not use less than 10 gallons.
- Consult Enlist.com/Nozzles or Enlist Product Use Guide for qualified nozzles and corresponding pressure ranges.
- For more tips on sprayer set up, visit Enlist.com.

Mixing Steps

Begin with half-tank full of water carrier. Begin agitation and continue throughout mixing process. Add products in order, one at a time allowing time for thorough mixing before adding the next product:

1. AMS / water conditioning agents.
2. Pre-slurry water-soluble packets.
3. Wettable powders/dry flowables.
4. Compatibility agents
5. Liquid flowables.
6. Capsule suspension (CS) or suspension emulsion (SE).
7. Emulsifiable concentrate (EC).
8. Soluble liquids (SL)
9. Crop Oil Concentrate (COC), NIS, or other adjuvants
10. Top off with water carrier.

Application Equipment and Application Methods

Chemigation: Do not apply this product through any type of irrigation system.

Aerial Application: Do not aerially apply this product.

Apply GF-3335 with the following application equipment: Apply spray solutions in properly maintained and calibrated equipment capable of delivering desired volumes.

Ground Broadcast Spray

Boom, pull-type sprayer, floaters, pick-up sprayers, spray coupes and other ground broadcast equipment. Use the minimum boom height based upon the nozzle manufacturer's specifications. Spray drift potential is increased as boom height increases. Spray drift can be minimized if nozzle height is not greater than maximum height recommended by nozzle manufacturer for the nozzle selected. Do not apply greater than 24" above the crop canopy. Find the listing of nozzles and pressures on Enlist.com/Nozzles. This website specifies which nozzles are allowed for use when applying Enlist herbicides.

Use the specified rates of this product as a broadcast spray. As the density of weeds increases, increase spray volume within the specified range to ensure complete coverage. Check for even distribution of spray droplets.

Uses

Applications may be made to control any weeds listed in the annual and perennial tables.

Precautions:

- The use directions are based upon a clean start at planting by using a burndown application or tillage to control existing weeds before crop emergence.
- In no-till and stale seedbed systems, a preplant burndown application is recommended to control existing weeds prior to crop emergence.
- Prior to application, follow all directions in Spray Drift Management and Management of Runoff sections for all applications.

Restrictions

- Do not apply this product when soil is saturated or at field capacity, or when a storm event likely to produce runoff from the treated area is forecasted (by NOAA/National Weather Service, or other similar forecasting service) to occur within 48 hours following application.

- Do not irrigate treated fields within 48 hours of application.
- Do not apply more than 6 pints of GF-3335 per acre per year (a combined total of 3 lbs 2,4-D a.e. per acre per year).
- Do not apply less than 12 days between applications.
- GF-3335 is approved for use in the following states: Alabama, Arkansas, Arizona, Colorado, Delaware, Florida, Georgia, Illinois, Indiana, Iowa, Kansas, Kentucky, Louisiana, Maryland, Michigan, Minnesota, Mississippi, Missouri, Nebraska, New Jersey, New Mexico, New York, North Carolina, North Dakota, Oklahoma, Ohio, Pennsylvania, South Carolina, South Dakota, Tennessee, Texas, Virginia, West Virginia and Wisconsin. Do not use in any other state.
- **Endangered Species Advisory/Protection Requirements:** This product may have effects on federally listed threatened or endangered species or their critical habitat in some locations. When using this product, you must follow the measures controlling the product use relevant to your location for the protection of Endangered Species. You must obtain a Bulletin no earlier than six months before using this product. To obtain Bulletins, consult <http://www.epa.gov/espp/>, call 1-844-447-3813, or email ESPP@epa.gov. You must use the Bulletin valid for the month in which you will apply the product.
- **Do not use GF-3335 in the following counties:**

| State | County Restrictions |
|---------------|---|
| Arizona | Yuma, Pinal or Pima counties in areas south of Interstate Highway 8 and west of US Highway 85. In Yuma, Pinal, Maricopa, Pima, La Paz, and Santa Cruz counties, do not use GF3335 on land administered by the US Fish and Wildlife Service or National Park Service |
| Arkansas | Crawford, Franklin, Johnson, Little River, Logan, Montgomery, Polk, Scott, Sebastian, Sevier and Yell |
| Colorado | Weld |
| Florida | Brevard, Broward, Charlotte, Collier, DeSoto, Glades, Hardee, Hendry, Highlands, Hillsborough, Indian River, Lee, Manatee, Martin, Miami-Dade, Okeechobee, Orange, Osceola, Palm Beach, Polk, Sarasota, and St. Lucie |
| Kansas | Chautauqua, Cherokee, Cowley, Elk, Greenwood, Labette, Montgomery, Neosho, Wilson, and Woodson; |
| Massachusetts | Nantucket |
| Missouri | Barton, Bates, Cedar, St. Clair and Vernon |
| Nebraska | Antelope, Blaine, Boone, Boyd, Brown, Cherry, Custer, Dawson, Frontier, Furnas, Garfield, Gosper, Greeley, Hayes, Holt, Hooker, Howard, Keya Paha, Knox, Lincoln, Logan, Loup, McPherson, Merrick, Nance, Phelps, Red Willow, Rock, Sherman, Thomas, Valley and Wheeler |
| Ohio | Athens, Butler, Fairfield, Guernsey, Hamilton, Hocking, Morgan, Muskingum, Noble, Perry, Vinton and Washington |
| Oklahoma | Adair, Atoka, Bryan, Carter, Cherokee, Choctaw, Cleveland, Coal, Craig, Creek, Delaware, Garvin, Haskell, Hughes, Johnston, Kay, Latimer, Le Flore, Lincoln, Love, Marshall, Mayes, McClain, McCurtain, McIntosh, Murray, Muskogee, Noble, Nowata, Okfuskee, Okmulgee, Osage, Ottawa, Pawnee, Payne, Pittsburg, Pontotoc, Pottawatomie, Pushmataha, Rogers, Seminole, Sequoyah, Tulsa, Wagoner and Washington |
| Rhode Island | Washington |
| South Dakota | Bennett, Charles Mix, Gregory, Lyman, Mellette, Todd and Tripp |
| Tennessee | Wilson |
| Texas | Bell, Bowie, Cameron, Cooke, Fannin, Grayson, Hidalgo, Hill, Lamar, McLennan, Nueces, Red River, San Patricio, Willacy, and Williamson |

Enlist Corn

These directions are for use on ENLIST Corn. Information on crop varieties containing these traits may be obtained from your seed supplier.

Carriers and Spray Volumes

Apply in a broadcast spray volume of water ranging from 10 to 15 gallons per acre for best results. Do not apply less than 10 gallons total spray volume per acre. Do not substitute water with nitrogen or other fertilizer solutions as carrier.

Preplant (Burndown) Through Preemergence

Make a single application of 1.5 to 2.0 pints of GF-3335 per acre. Use the upper end of the rate range for less susceptible weeds, more mature weeds, or weeds under stress. Apply any time before or after planting, but before corn emerges, to control weed seedlings or existing cover crops.

Postemergence

Apply 2.0 pints of GF-3335 per acre. Apply when weeds are no larger than 6 inches and corn is no larger than V8 growth stage or 30 inches (free standing) tall, whichever occurs first. For corn heights 30 to 48 inches (free standing), apply only using ground application equipment using drop nozzles aligned to avoid spraying into the whorl of corn plants. Make one to two applications with a minimum of 12 days between applications.

Precautions:

- Application may result in temporary, cosmetic injury in the form of spotting or temporary plant leaning. This crop response will not affect long-term crop development or yield.
- Prior to application, follow all directions in Spray Drift Management and Management of Runoff sections for all applications.

Restrictions:

- These use directions are only for field corn identified as containing the Enlist trait.
- **Preharvest Interval:** Do not apply within 30 days of forage harvest.
- Do not make more than 3 applications of this product per acre per year.
- Do not apply more than one preemergence application and no more than two postemergence applications per year. Using fewer applications will result in credits to satisfy the mitigation requirements (see Management of Runoff section).
- Do not apply more than 3 lbs 2,4-D a.e. per acre per year.
- Do not apply more than 2.0 pints (1 lb 2,4-D a.e.) of GF-3335 per acre per application.
- Do not apply more than 6.0 pints (3 lbs a.e. 2,4-D) of GF-3335 per acre per year.
- Do not apply GF-3335 as a preharvest application or as an application to corn later than the V8 stage of corn that is more than 48 inches (free standing).
- Do not aerially apply this product.

Corn – Not Containing the Enlist Trait

Labeled Crops: Field corn, seed corn, sweet corn, popcorn

Carriers and Spray Volumes

Apply in a broadcast spray volume of water ranging from 10 to 15 gallons per acre for best results. Do not apply less than 10 gallons total spray volume per acre. Do not substitute water with nitrogen or other fertilizer solutions as carrier.

Preplant (Burndown) Through Preemergence

Make a single application of 1.5 to 2.0 pints of GF-3335 per acre. Use the upper end of the rate range for less susceptible weeds, more mature weeds, or weeds under stress. Apply any time before or after planting, but before corn emerges, to control weed seedlings or existing cover crops.

Postharvest

Allow weeds to regrow after any damage incurred during harvest and recover from environmental stress before applying this product. Apply 2 pints of GF-3335 per acre. Apply prior to heading of grass weeds and, if possible, before broadleaf weeds are more than 24 inches tall.

Precautions:

- For best results, do not apply to light sandy soils as a preplant or preemergence application. Using fewer applications will result in credits to satisfy the mitigation requirements (see Management of Runoff section).
- Prior to application, follow all directions in Spray Drift Management and Management of Runoff sections for all applications.

Restrictions:

- Do not aerially apply this product.
- Do not apply more than 2.0 pints (1 lb 2,4-D a.e.) of GF-3335 per acre per application.
- Do not apply more than 4.0 pints (2 lbs 2,4-D a.e.) of GF-3335 per acre per year.

Enlist Soybeans

These directions are for use with soybean containing the Enlist trait. Information on crop varieties containing these traits may be obtained from your seed supplier.

Carriers and Spray Volumes

Apply in a broadcast spray volume of water ranging from 10 to 15 gallons per acre for best results. Do not apply less than 10 gallons total spray volume per acre. Do not substitute water with nitrogen or other fertilizer solutions as carrier.

Preplant (Burndown) Through Preemergence

Make a single application of 1.5 to 2.0 pints of GF-3335 per acre. Use the upper end of the rate range for less susceptible weeds, more mature weeds, or weeds under stress. Apply any time before or after planting, but before soybean emerges, to control weed seedlings or existing cover crops.

Postemergence

Apply 2.0 pints of GF-3335 per acre. Apply when weeds are no larger than 6 inches and any time after soybean emergence through the R1 growth stage. Make one to two applications with a minimum of 12 days between applications.

Precaution:

- Prior to application, follow all directions in Spray Drift Management and Management of Runoff sections for all applications.

Restrictions:

- These use directions are only for soybean identified as containing the Enlist trait.
- **Preharvest Interval:** Do not apply within 50 days of harvest.
- Do not graze treated soybean.
- Do not harvest for forage or hay.
- Do not apply more than one preemergence application and no more than two postemergence applications per year. Using fewer applications will result in credits to satisfy the mitigation requirements (see Management of Runoff section).
- Do not apply after R1 growth stage.
- Do not apply more than 3 lbs 2,4-D a.e. per acre per year.
- Do not apply more than 2.0 pints (1 lb a.e. 2,4-D) of GF-3335 per acre per application.
- Do not apply more than 6.0 pints (3 lbs a.e. 2,4-D) of GF-3335 per acre per year.
- Do not aerially apply this product.

Soybean - Not Containing the Enlist Trait

Carriers and Spray Volumes

Apply in a broadcast spray volume of water ranging from 10 to 15 gallons per acre for best results. Do not apply less than 10 gallons total spray volume per acre. Do not substitute water with nitrogen or other fertilizer solutions as carrier

Preplant (Burndown)

Apply up to 1.0 pints of GF-3335 per acre no less than 7 days or up to 2.0 pints per acre, not less than 14 days prior to planting soybeans. See Precautions and Restrictions in this section.

Precautions:

- **Note:** Unacceptable injury to soybeans planted in treated fields may occur. Whether soybean injury occurs and the extent of such injury depends upon weather (temperature and rainfall) from herbicide application until soybean emergence, and agronomic factors, such as the amount of weed vegetation and previous crop residue present at the time of application. Injury is more likely under cool rainy conditions and where there is less weed vegetation and crop residue present.
- Do not disturb treated soil through tillage between application and planting of soybeans.
- Do not apply GF-3335 as a preplant application in soybeans unless soybean injury is acceptable, including possible stand loss and/or yield reductions.
- Prior to application, follow all directions in Spray Drift Management and Management of Runoff sections for all applications.

Restrictions:

- Do not use on sandy soils with less than 1% organic matter.
- In treated fields, plant soybean seed as deep as practicable, but not less than 1 inch deep. Adjust the planter, if necessary, to ensure that planted seed is adequately covered.
- Do not make more than one application per season regardless of the amount of product applied.
- During the growing season following application, do not replant treated fields with crops other than those labeled for use with 2,4-D.
- Do not apply more than 2.0 pints (1 lb a.e. 2,4-D) of GF-3335 per acre.
- Do not aerially apply this product.

Enlist Cotton

These directions are for use on Enlist Cotton. Information on crop varieties containing these traits may be obtained from your seed supplier.

Carriers and Spray Volumes

Apply in a broadcast spray volume of water ranging from 10 to 15 gallons per acre for best results. Do not apply less than 10 gallons total spray volume per acre. Do not substitute water with nitrogen or other fertilizer solutions as carrier.

Preplant (Burndown) Through Preemergence

Make a single application of 1.5 to 2.0 pints of GF-3335 per acre. Use the upper end of the rate range for less susceptible weeds, more mature weeds, or weeds under stress. Refer to Annual and Perennial Weeds sections for specific weed height information. Apply any time after planting, but before cotton emerges, to control weed seedlings or existing cover crops.

Postemergence

Apply 2.0 pints of GF-3335 per acre. Apply when weeds are no larger than 6 inches and any time after cotton emergence up to first white bloom. Refer to Annual and Perennial Weeds sections for specific weed height information. Make one to two postemergence applications with a minimum of 12 days between applications.

Precaution:

- Prior to application, follow all directions in Spray Drift Management and Management of Runoff sections for all applications.

Restrictions:

- These use directions are only for cotton identified as containing the Enlist trait.
- **Preharvest Interval:** Do not apply within 30 days of harvest.
- Do not graze treated cotton.
- Do not harvest for forage or hay.
- Do not apply more than one preemergence application and no more than two postemergence applications per year. Using fewer applications will result in credits to satisfy the mitigation requirements (see Management of Runoff section).
- Do not apply after first white bloom.
- Do not apply more than 2 pts GF-3335 per acre per application (1 lb a.e. 2,4-D per acre).
- Do not apply more than 6 pts of GF-3335 per acre per year (3 lbs a.e. 2,4-D per acre per year).
- Do not apply more than 3 lbs 2,4-D a.e. per acre per year
- Do not aerially apply this product.

Fallow Systems to be Planted to Corn, Soybeans or Cotton**Fallow**

This product may be applied during the fallow period prior to planting or emergence of any crop listed on this label. This product may be used as a substitute for tillage to control annual weeds in fallow fields. Broadcast treatments will control or suppress many perennial weeds in fallow fields. Apply 2 pints of GF-3335 per acre. Do not apply more than 6 pints of GF-3335 per acre within the calendar year. Refer to Annual and Perennial Weeds sections for weeds controlled. Plant only labeled crops within 30 days following application.

Carriers and Spray Volumes

Apply in a broadcast spray volume of water ranging from 10 to 15 gallons per acre for best results. Do not apply less than 10 gallons total spray volume per acre. Do not substitute water with nitrogen or other fertilizer solutions as carrier.

Precaution:

- Prior to application, follow all directions in Spray Drift Management and Management of Runoff sections for all applications.

Restrictions

- Do not aerially apply this product.
- Do not apply more than 2 pts per acre per application (1 lb a.e. 2,4-D per acre).
- Do not apply more than 6 pts per acre per year (a combined total of 3 lbs 2,4-D a.e. per acre per year).
- Do not apply more than 3 lbs 2,4-D a.e. per acre per year.

Weed Control

Apply this product to actively growing weeds. Apply 2.0 pints of this product per acre for all postemergence uses with Enlist crops. Apply when weeds are no larger than 6 inches. Water carrier volumes of 10 to 15 gallons per acre are recommended for best results. Do not apply less than 10 gallons total spray volume per acre. Best control will be achieved when this product is applied in combination with another broad spectrum herbicide having a different mode of action (see Tank Mix Instructions).

Hard to control weeds, such as Palmer amaranth, may require a total program approach including soil applied residual herbicide(s) followed by a single or sequential post herbicide application.

Below-ground portions of perennial weeds may not be completely controlled with single applications and follow-up applications may be required if regrowth occurs.

Controlled Weeds Table:

Annual Weeds:

| | | |
|---|---|---|
| anoda, spurred bittercress bitterweed broomweed, common burdock buttercup carpetweed cinquefoil, common cinquefoil, rough cocklebur copperleaf, hophornbeam copperleaf, Virginia croton, Texas croton, woolly dayflower, Benghal devilsclaw (unicorn plant) dwarfdandelion eclipta eveningprimrose, common falsedandelion falseflax, smallseed fiddleneckfield pennycress filareefleabane, annual | fleabane, hairy (<i>Conyza bonariensis</i>) ¹ fleabane, rough ¹ geranium, Carolina groundcherryhemp sesbania horseweed/marestail (<i>Conyza canadensis</i>) ¹ jewelweed jimsonweed lambsquarters London rocket mallow, venice morningglory (<i>Ipomoea</i> spp.) mustard, tansy mustard, tumble mustard, wild nightshade, black nightshade, hairy Palmer amaranth ¹ pepperweed pigweed, redroot pigweed, smooth prickly lettuce puncturevine purslane pusley, Florida radish, wild | ragweed, common ragweed, giant Russian thistle salsify, common salsify, western shepherd's-purse sicklepod smartweed, ladysthumb smartweed, Pennsylvania sowthistle, annual Spanishneedles sunflower sweetclover teaweed/prickly sida thistle, bull thistle, musk velvetleaf vervain vetch waterhemp ¹ |
|---|---|---|

¹Hard to control weeds, such as Palmer amaranth or waterhemp, may require a total program approach including soil-applied residual herbicide(s) followed by a single or sequential post herbicide application.

Perennial Weeds:

| | | |
|--|--|---|
| alfalfa artichoke, Jerusalem aster, many flowered bindweed, field bindweed, hedge blueweed, Texas catnip chicory cress, hoary dandelion | dock dogbane garlic, wild hawkweed, orange healall ironweed ivy, ground loco, bigbend nettles onion, wild | pokeweed, common pennywort plantains ragwort, tansy sowthistle, perennial thistle, Canada waterplantain wormwood |
|--|--|---|

Terms and Conditions of Use

If terms of the following Warranty Disclaimer, Inherent Risks of Use and Limitation of Remedies are not acceptable, return unopened package at once to the seller for a full refund of purchase price paid. To the extent permitted by law, use by the buyer or any other user constitutes acceptance of the terms under Warranty Disclaimer, Inherent Risks of Use and Limitation of Remedies.

Warranty Disclaimer

Corteva Agriscience warrants that this product conforms to the chemical description on the label and is reasonably fit for the purposes stated on the label when used in strict accordance with the directions, subject to the inherent risks set forth below. To the extent permitted by law, Corteva Agriscience MAKES NO OTHER EXPRESS OR IMPLIED WARRANTY OF MERCHANTABILITY OR FITNESS FOR A PARTICULAR PURPOSE OR ANY OTHER EXPRESS OR IMPLIED WARRANTY.

Inherent Risks of Use

It is impossible to eliminate all risks associated with use of this product. Crop injury, lack of performance, or other unintended consequences may result because of such factors as use of the product contrary to label instructions (including conditions noted on the label, such as unfavorable temperatures, soil conditions, etc.), abnormal conditions (such as excessive rainfall, drought, tornadoes, hurricanes), presence of other materials, the manner of application, or other factors, all of which are beyond the control of Corteva Agriscience or the seller. Corteva Agriscience will not be responsible for losses or damages resulting from the use of this product in any manner not specifically directed by Corteva Agriscience. To the extent permitted by law, all such risks associated with non-directed use shall be assumed by buyer and/or user.

Limitation of Remedies

To the extent permitted by law, the exclusive remedy for losses or damages resulting from this product (including claims based on contract, negligence, tort, strict liability, or other legal theories), shall be limited to, at Corteva Agriscience's election, one of the following:

1. Refund of purchase price paid by buyer or user for product bought, or
2. Replacement of amount of product used.

To the extent permitted by law, Corteva Agriscience shall not be liable for losses or damages resulting from handling or use of this product unless Corteva Agriscience is promptly notified of such loss or damage in writing. To the extent permitted by law, in no case shall Corteva Agriscience be liable for consequential, incidental or special damages or losses.

The terms of the Warranty Disclaimer, Inherent Risks of Use and this Limitation of Remedies cannot be varied by any written or verbal statements or agreements. No employee or sales agent of Corteva Agriscience or the seller is authorized to vary or exceed the terms of the Warranty Disclaimer or this Limitation of Remedies in any manner.

™®Trademarks of Corteva Agriscience and its affiliated companies

EPA accepted __/__/__

Supplemental Labeling



Corteva Agriscience LLC

9330 Zionsville Road

Indianapolis, IN 46268-1054 USA

| | | | |
|--------------------|-------|---|-----------|
| 2,4-D CHOLINE SALT | GROUP | 4 | HERBICIDE |
|--------------------|-------|---|-----------|

GF-3335

Alternate Brand Name: Enlist One®
EPA Reg. No. 62719-695

**This Supplemental Labeling Expires on September 30, 2023
Do Not Use or Distribute After Expiration Date.**

ATTENTION

- This supplemental labeling supersedes the container labeling.
- Product users must follow the instructions of this labeling after January 11, 2022.
- It is a violation of Federal law to use this product in a manner inconsistent with its labeling.
- This labeling must be in the possession of the user at the time of application.

For control of emerged annual and perennial broadleaf weeds, use as a preplant, preemergence and postemergence herbicide on Enlist® corn, soybeans and cotton. Enlist herbicides with Colex-D® technology are the ONLY 2,4-D containing products authorized and specifically labeled for use with Enlist crops.

Use as a non-selective burndown; chemical fallow; use as a preplant and preemergence herbicide on non-Enlist corn, and use as a preplant herbicide on non-Enlist soybeans.

Do not allow contact of herbicide with foliage of desirable plants and trees because severe injury or destruction may result.

Approved for use only in certain geographical areas. Read and follow all label instructions.

Active Ingredient(s):

| | |
|---|--------|
| 2,4-Dichlorophenoxyacetic acid, choline salt | 55.7% |
| Other Ingredients | 44.3% |
| Total | 100.0% |

2,4-dichlorophenoxyacetic acid equivalent – 38% - 3.8 lb/gal

Keep Out of Reach of Children

WARNING AVISO

Si usted no entiende la etiqueta, busque a alguien para que se la explique a usted en detalle. (If you do not understand the label, find someone to explain it to you in detail.)

ACCEPTED

Jan 11, 2022

Under the Federal Insecticide, Fungicide
and Rodenticide Act as amended, for the
pesticide registered under
EPA Reg. No. 62719-695

Agricultural Use Requirements

Use this product only in accordance with its labeling and with the Worker Protection Standard, 40 CFR Part 170. Refer to the label booklet under "Agricultural Use Requirements" in the Directions for Use section for information about this standard.

Precautionary Statements

Hazards to Humans and Domestic Animals

WARNING

May be fatal if swallowed. Causes substantial but temporary eye injury. Harmful if absorbed through skin. Prolonged or frequently repeated skin contact may cause allergic reactions in some individuals. Do not get in eyes or on clothing. Avoid contact with skin.

Personal Protective Equipment (PPE)

All mixers, loaders, applicators, flaggers, and handlers must wear:

- Long-sleeved shirt and long pants
- Shoes and socks, plus
- Waterproof gloves
- Protective eyewear (goggles, faceshield, or safety glasses)
- Chemical-resistant apron when mixing or loading, cleaning up spills or equipment, or otherwise exposed to the concentrate

See engineering controls for additional requirements.

Follow manufacturer's instructions for cleaning/maintaining PPE. If no such instructions for washables exist, use detergent and hot water. Keep and wash PPE separately from other laundry.

Engineering Controls

When handlers use closed systems or enclosed cabs in a manner that meets the requirements listed in Worker Protection Standard (WPS) for agricultural pesticides [40 CFR 170.607(d-e)], the handler PPE requirements may be reduced or modified as specified in the WPS.

User Safety Recommendations

Users should:

- Wash hands thoroughly with soap and water after handling and before eating, drinking, chewing gum, using tobacco, or using the toilet. Remove and wash contaminated clothing before reuse.
- Remove clothing/PPE immediately if pesticide gets inside. Then wash thoroughly and put on clean clothing. If pesticide gets on skin, wash immediately with soap and water.
- Remove PPE immediately after handling this product. Wash the outside of gloves before removing. As soon as possible, wash thoroughly and change into clean clothing.

First Aid

If in eyes: Hold eye open and rinse slowly and gently with water for 15-20 minutes. Remove contact lenses, if present, after the first 5 minutes, then continue rinsing eye. Call a poison control center or doctor for treatment advice.

If swallowed: Call a poison control center or doctor immediately for treatment advice. Have person sip a glass of water if able to swallow. Do not induce vomiting unless told to do so by a poison control center or doctor. Do not give anything by mouth to an unconscious person.

If on skin: Take off contaminated clothing. Rinse skin immediately with plenty of water for 15-20 minutes. Call a poison control center or doctor for treatment advice.

Have the product container or label with you when calling poison control center (1-800-352-2222) or doctor, or going for treatment. You may also contact 1-800-992-5994, for emergency medical treatment information.

Environmental Hazards

This pesticide is toxic to fish and aquatic invertebrates. Do not apply directly to water, to areas where surface water is present, or to intertidal areas below the mean high-water mark. Do not contaminate water when disposing of equipment washwaters or rinsate. Drift or runoff may adversely affect aquatic invertebrates, sensitive wetland environments, and non-target plants. Drift and runoff may be hazardous to aquatic organisms in water adjacent to treated areas.

This product is toxic to plants and may adversely impact the forage and habitat of non-target organisms, including pollinators, in areas adjacent to the treated site. Protect the forage and habitat of non-target organisms by following label directions intended to minimize spray drift and runoff.

This product is moderately toxic to bees on an acute basis, and may cause chronic risk to pollinators or other terrestrial invertebrates. Do not apply this product to blooming vegetation or if bees or other pollinating insects are visiting the treatment area

This product may impact surface water quality due to runoff of rainwater. This is especially true for poorly draining soils and soils with shallow ground water. This product is classified as having high potential for reaching surface water via runoff for several days to weeks after application.

A level, well-maintained vegetative buffer strip between areas to which this product is applied and surface water features such as ponds, streams, and springs will reduce the potential loading of 2,4-D from runoff water and sediment. Runoff of this product will be reduced by avoiding applications when rainfall or irrigation is expected to occur within 48 hours.

2,4-D is known to leach through soil into groundwater under certain conditions as a result of label use. This chemical may leach into groundwater if used in areas where soils are permeable, particularly where the water table is shallow. Application around a cistern or well may result in contamination of drinking water or groundwater.

Physical and Chemical Hazards

Spray solutions of this product must be mixed, stored and applied using only stainless steel, aluminum, fiberglass, plastic or plastic lined containers.

Do not mix, store or apply this product or spray solutions of this product in galvanized steel or unlined steel containers or spray tanks.

Directions for Use

It is a violation of Federal law to use this product in a manner inconsistent with its labeling. Read all Directions for Use carefully before applying.

Do not apply this product in a way that will contact workers or other persons, either directly or through drift. Only protected handlers may be in the area during application. For any requirements specific to your state or tribe, consult the agency responsible for pesticide regulation.

Endangered Species

It is a Federal offense to use any pesticide in a manner that results in an unauthorized "take" (e.g., kill or otherwise harm) of an endangered species and certain threatened species, under the Endangered Species Act section 9. When using this product, you must follow the measures contained in the

Endangered Species Protection Bulletin for the area in which you are applying the product. You must obtain a Bulletin no earlier than six months before using this product. To obtain Bulletins, consult <http://www.epa.gov/espp/>, call 1-844-447-3813, or email ESPP@epa.gov. You must use the Bulletin valid for the month in which you will apply the product.

Report ecological incidents: To report ecological incidents, including mortality, injury, or harm to non-target plants and animals, call 1-855-ENLIST-1 (1-855-365-4781).

Tank-Mixing Instructions:

GF-3335® may only be tank-mixed with products that have been tested and found not to adversely affect the spray drift properties of GF-3335. A list of those products may be found at Enlist.com/TankMix.

It is the pesticide user's responsibility to ensure that all products are registered for the intended use. Read and follow the applicable restrictions, limitations, and directions for use on all product labels involved in the tank mixture. Users must follow the most restrictive directions for use and precautionary statements of each product in the tank mixture.

DO NOT TANK-MIX ANY PRODUCT WITH GF-3335 unless:

1. You check the list of tested products found not to adversely affect the spray drift properties of GF-3335 at Enlist.com/TankMix no more than 7 days before applying GF-3335; and
2. The product you tank-mix with GF-3335 is identified on that list of tested products.

Agricultural Use Requirements

Use this product only in accordance with its labeling and with the Worker Protection Standard, 40 CFR Part 170. This Standard contains requirements for the protection of agricultural workers on farms, forests, nurseries, and greenhouses, and handlers of agricultural pesticides. It contains requirements for training, decontamination, notification, and emergency assistance. It also contains specific instructions and exceptions pertaining to the statements on this label about personal protective equipment (PPE), and restricted entry interval. The requirements in this box only apply to uses of this product that are covered by the Worker Protection Standard.

Do not enter or allow worker entry into treated areas during the restricted entry interval (REI) of 48 hours.

PPE required for early entry to treated areas that is permitted under the Worker Protection Standard and that involves contact with anything that has been treated, such as plants, soil, or water, is:

- Long-sleeved shirt and long pants
- Waterproof gloves
- Shoes plus socks
- Protective eyewear (goggles, faceshield, or safety glasses)

Storage and Disposal

Do not contaminate water, food, feed or seed by storage or disposal.

Pesticide Storage: Store in a cool, dry place. Store in original container. In case of leak or spill, contain material and dispose as waste.

Pesticide Disposal: Wastes resulting from the use of this product must be disposed of on site or at an approved waste disposal facility.

Nonrefillable containers 5 gallons or less:

Container Handling: Nonrefillable container. Do not reuse or refill this container.

Triple rinse or pressure rinse container (or equivalent) promptly after emptying. **Triple rinse** as follows: Empty the remaining contents into application equipment or a mix tank and drain for 10 seconds after the flow begins to drip. Fill the container 1/4 full with water and recap. Shake for 10 seconds. Pour rinsate into application equipment or a mix tank or store rinsate for later use or disposal. Drain for 10 seconds after the flow begins to drip. Repeat this procedure two more times. **Pressure rinse** as follows: Empty the remaining contents into application equipment or a mix tank and continue to drain for 10 seconds after

the flow begins to drip. Hold container upside down over application equipment or mix tank or collect rinsate for later use or disposal. Insert pressure rinsing nozzle in the side of the container, and rinse at about 40 psi for at least 30 seconds. Drain for 10 seconds after the flow begins to drip. Then offer for recycling if available or puncture and dispose of in a sanitary landfill, or by incineration, or by other procedures allowed by state and local authorities.

Refillable containers larger than 5 gallons:

Container Handling: Refillable container. Refill this container with pesticide only. Do not reuse this container for any other purpose.

Cleaning the container before final disposal is the responsibility of the person disposing of the container. Cleaning before refilling is the responsibility of the refiller. To clean the container before final disposal, empty the remaining contents from this container into application equipment or a mix tank. Fill the container about 10% full with water and, if possible, spray all sides while adding water. If practical, agitate vigorously or recirculate water with the pump for two minutes. Pour or pump rinsate into application equipment or rinsate collection system. Repeat this rinsing procedure two more times. Then offer for recycling if available, or puncture and dispose of in a sanitary landfill, or by incineration, or by other procedures allowed by state and local authorities.

Nonrefillable containers 5 gallons or larger:

Container Handling: Nonrefillable container. Do not reuse or refill this container.

Triple rinse or pressure rinse container (or equivalent) promptly after emptying. **Triple rinse** as follows: Empty the remaining contents into application equipment or a mix tank. Fill the container 1/4 full with water. Replace and tighten closures. Tip container on its side and roll it back and forth, ensuring at least one complete revolution, for 30 seconds. Stand the container on its end and tip it back and forth several times. Turn the container over onto its other end and tip it back and forth several times. Empty the rinsate into application equipment or a mix tank or store rinsate for later use or disposal. Repeat this procedure two more times. **Pressure rinse** as follows: Empty the remaining contents into application equipment or a mix tank and continue to drain for 10 seconds after the flow begins to drip. Hold container upside down over application equipment or mix tank or collect rinsate for later use or disposal. Insert pressure rinsing nozzle in the side of the container, and rinse at about 40 psi for at least 30 seconds. Drain for 10 seconds after the flow begins to drip. Then offer for recycling if available, or puncture and dispose of in a sanitary landfill, or by incineration, or by other procedures allowed by state and local authorities.

Product Information

GF-3335 herbicide is a systemic herbicide that is intended for control of emerged annual and perennial broadleaf weeds. GF-3335 is designed to be applied to crops containing Enlist™ traits. These are patented genes that provide tolerance to GF-3335. Certain other uses (e.g. use as a non-selective burndown; chemical fallow; use as a preplant herbicide on non-Enlist soybeans, and a preplant or preemergence herbicide on non-Enlist corn) are also permitted as specified on this label. Corn, soybeans, and cotton without the Enlist trait will be seriously damaged by foliar applications of GF-3335.

When this product is applied as directed and under the circumstances described, it controls annual and perennial broadleaf weeds listed in this label.

Time to Symptoms on Susceptible Plants: Initial symptoms include drooping leaves and epinasty, which typically occurs within 24 hours of foliar treatment. This is followed by chlorosis, necrosis, further leaf/stem malformation and growth inhibition. Complete death and desiccation of susceptible plants occurs within 3-5 weeks.

Stage of Broadleaf Weeds: Apply when weeds are less than 6 inches in height. Annual weeds are easiest to control when they are small. Best control of most perennial weeds is obtained when treatment is made at late growth stages approaching maturity. Refer to the annual and perennial tables for specific

weeds. When treating weeds with disease or insect damage, weeds heavily covered with dust, or weeds under poor growing conditions, reduced weed control may result.

Rainfastness: GF-3335 is rainfast within 4 hours following application. See Use Restrictions for application prior to rainfall and/or irrigation.

Spray Coverage: For best results, spray coverage should be uniform and complete. Do not spray weed foliage to the point of runoff.

Mode of Action: 2,4-D, the active ingredient in this product, mimics the naturally occurring plant auxins and overloads the plant's auxin balance affecting vital processes, such as cell division and elongation, resulting in abnormal growth and plant death.

Limited Soil Activity: Though some suppression of annual weeds emerging soon after application may occur, optimum control is achieved when the majority of weeds are emerged at the time of application.

Biological Degradation: Degradation of this product is primarily a biological process carried out by soil microbes.

Herbicide Resistance Management

2,4-D, the active ingredient in this product, is a Group 4 herbicide (synthetic auxin). Some naturally occurring weed biotypes that are tolerant (resistant) to 2,4-D may exist due to genetic variability in a weed population. Where resistant biotypes exist, the repeated use of herbicides with the same modes of action can lead to the selection for resistant weeds. Certain agronomic practices delay or reduce the likelihood that resistant weed populations will develop and can be utilized to manage weed resistance once it occurs.

Proactively implementing diversified weed control strategies to minimize selection for weed populations resistant to one or more herbicides is a best practice. A diversified weed management program may include the use of multiple herbicides with different modes of action and overlapping weed spectrum with or without tillage operations and/or other cultural practices. Research has demonstrated that using the labeled rate and directions for use is important to delay the selection for resistance.

The continued availability of this product depends on the successful management of the weed resistance program; therefore, it is very important to perform the following actions.

To aid in the prevention of developing weeds resistant to this product, the following steps must be followed:

- Scout fields before application to ensure herbicides and rates will be appropriate for the weed species and weed sizes present.
- Apply full rates of GF-3335 in combination with another herbicide with a different mode of action and overlapping spectrum (See Tank Mix Instructions). Choose the rate for the most difficult to control weed in the field at the specified time (correct weed size) to minimize weed escapes.
- Scout fields after application to detect weed escapes or shifts in weed species.
- Report any incidence of non-performance of this product against a particular weed species to your Corteva retailer, representative or call 1-855-ENLIST-1(1-855-365-4781).
- Suspected Resistance: Indicators of suspected herbicide resistance include (1) failure to control a weed species normally controlled by the herbicide at the dose applied, especially if control is achieved on adjacent weeds; (2) a spreading patch of uncontrolled plants of a particular weed species; and (3) surviving plants mixed with controlled individuals of the same species. Likely resistant weeds are assumed to be present if any of these criteria are met.
- If resistance is suspected, treat weed escapes with an herbicide having a mode of action other than Group 4 and/or use non-chemical methods to remove escapes, as practicable, with the goal of preventing further seed production.

Additionally, users should follow as many of the following herbicide resistance management practices as practicable:

- Use a broad spectrum soil-applied herbicide with other modes of action as a foundation in a weed control program.
- Utilize sequential applications of herbicides with alternative modes of action.
- Rotate the use of this product with non-Group 4 herbicides.
- Incorporate non-chemical weed control practices, such as mechanical cultivation, crop rotation, cover crops and weed-free crop seeds, as part of an integrated weed control program.
- Thoroughly clean plant and soil residues from equipment before leaving fields suspected to contain resistant weeds.
- Avoid using more than two in-crop applications of GF-3335 and any other Group 4 herbicide within a single growing season unless in conjunction with another mode of action herbicide with overlapping spectrum.
- Manage weeds in and around fields, during and after harvest to reduce weed seed production.

Contact the local agricultural extension service, Corteva representative, ag retailer or crop consultant for further guidance on weed control practices as needed.

Susceptible Plants

Do not apply under circumstances where spray drift may occur to food, forage, or other plantings that might be damaged or crops thereof rendered unfit for sale, use or consumption. Do not allow contact of herbicide with foliage, green stems, exposed non-woody roots of crops, desirable plants; including trees and cotton without the Enlist trait, because severe injury or destruction may result. Small amounts of spray drift that may not be visible may injure susceptible broadleaf plants. **Before making an application, please refer to your state's sensitive crop registry (if available) to identify any commercial specialty or certified organic crops that may be located nearby.**

At the time of application, the wind cannot be blowing toward adjacent commercially grown tomatoes and other fruiting vegetables (EPA crop group 8), cucurbits (EPA crop group 9, including pumpkins, melons, and cucumbers), grapes, tobacco and cotton.

Spray Drift Management

A variety of factors including weather conditions (e.g., wind direction, wind speed, temperature, and relative humidity) and method of application can influence pesticide drift. The applicator must evaluate all factors and make appropriate adjustments when applying this product.

Do not aerially apply this product.

Nozzle Selection

The listing of nozzles and pressures on Enlist.com/Nozzles specifies which nozzles are allowed for use when applying GF-3335 herbicide. Do not use any nozzle and pressure combination not specifically allowed by the listing on Enlist.com/Nozzles.

Groundboom Application

Use the minimum boom height based upon the nozzle manufacturer's directions. Do not exceed 24 inches in height above the canopy. Spray drift potential increases as boom height increases. Spray drift can be minimized if nozzle height is not greater than the maximum height specified by the nozzle manufacturer for the nozzle selected.

Wind Speed

Do not apply at wind speeds greater than 15 mph. Wind speeds can vary during application. For best results apply when wind speeds are between 3 and 10 mph.

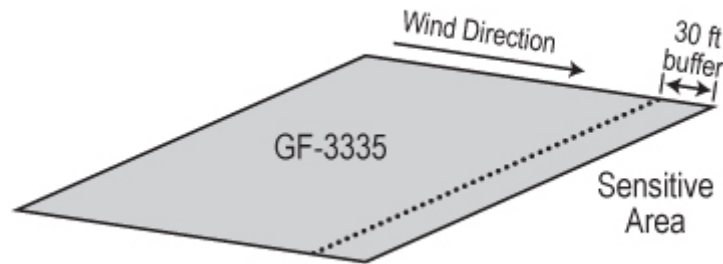
Temperature and Humidity

When making applications in low relative humidity, set up equipment to produce larger droplets to compensate for evaporation. Droplet evaporation is most severe when conditions are both hot and dry.

Temperature Inversions

Applications must not occur during a temperature inversion because drift potential is high. Temperature inversions restrict vertical air mixing, which causes small, suspended droplets to remain in a concentrated cloud. This cloud can move in unpredictable directions due to the light variable winds common during inversions. Temperature inversions are characterized by increasing temperatures with altitude and are common on nights with limited cloud cover and light to no wind. They begin to form as the sun sets and often continue into the morning. Their presence can be indicated by ground fog; however, if fog is not present, inversions can also be identified by the movement of the smoke from a ground source generator. Smoke that layers and moves laterally in a concentrated cloud (under low wind conditions) indicates an inversion, while smoke that moves upward and rapidly dissipates indicates good vertical air mixing.

Protection of Sensitive Areas



Applicator must maintain a 30 foot downwind buffer (in the direction in which the wind is blowing) from any area except:

1. Roads, paved or gravel surfaces.
2. Planted agricultural fields. (Except those crops listed in the "Susceptible Plants" section.)
3. Agricultural fields that have been prepared for planting.
4. Areas covered by the footprint of a building, shade house, silo, feed crib, or other man-made structure with walls and/or a roof.

To maintain the required downwind buffer zone:

- Measure wind direction prior to the start of any swath that is within 30 feet of a sensitive area.
- No application swath can be initiated in, or into an area that is within 30 feet of a sensitive area if the wind direction is towards the sensitive area.

State and Local Requirements

Applicators must follow all state and local pesticide drift requirements regarding application of 2,4-D herbicides. Where states have more stringent regulations, they must be observed.

Management of Runoff

A variety of factors including soil type, slope, and weather conditions (e.g., rainfall) can influence volume and intensity of water running off the treated field. The applicator must evaluate all factors and make appropriate adjustments when applying this product. Land management, field condition and application practices that reduce, to the maximum extent practicable, runoff from treated fields, must be implemented by land managers/users of this product.

To reduce the potential for runoff and avoid off field impact from treated fields to maximum extent practicable, applicator must plan/schedule applications to maximize time between an application of this product and anticipated rainfall (or planned irrigation). Application must take place no less than 48 hours prior to irrigation or predicted rainfall (by NOAA/National Weather Service, or other similar forecasting service).

For land with **Hydrologic Soil Groups* A & B**: The land manager/applicator must effectively implement measures in the following tables to equal a **minimum of 4 credits**.

For land with **Hydrologic Soil Groups* C & D**: The land manager/applicator must effectively implement the measures in the following tables to equal a **minimum of 6 credits**.

| Mitigation Measures | | Credits | |
|---|--|------------|---|
| Reduce number of applications - Reduced number of applications of Enlist products per year. Applications may be made at any time during crop development but must maintain a minimum 12-day retreatment interval. | 3 applications | 0 | |
| | 2 applications | 2 | |
| | 1 application | 4 | |
| Residue Tillage Management: no-till, strip-till, ridge-till, and mulch-till | | 4 | |
| Vegetative Filter Strips | 30 ft off-field vegetative buffer on down slope | HSG A or B | 2 |
| | | HSG C or D | 0 |
| | 100 ft off-field vegetative buffer on down slope | HSG A or B | 4 |
| | | HSG C or D | 1 |
| Field border: border with dense vegetative stands with a minimum width of 30 ft. | | 2 | |
| Cover Crop | | 2 | |
| Vegetative Barrier: Permanent strips of dense vegetation along the contours of the field with a minimum width of 3 ft. | | 2 | |
| Contour Buffer Strips or Terrace | | 2 | |
| Grassed Waterway | | 2 | |
| Water and Sediment Basin | | 1 | |
| Contour Farming or Contour Strip Cropping | | 1 | |

*Hydrologic Soil Group (HSG) definitions: A = Sand, loamy sand, or sandy loam; B = Sandy clay loam; C = Silt loam or loam; D = Clay loam, silty clay loam, sandy clay, silty clay or clay.

Applicators/Land Managers must meet minimum criteria described for each mitigation measure as outlined on Enlist.com/mitigationmeasures to receive credits.

Sprayer Clean-Out

To avoid injury to desirable plants, thoroughly clean equipment used to apply this product before re-use or using it to apply other chemicals.

1. Completely drain the spray system, including pump, lines and spray boom, for at least 5 minutes.
2. Fill the spray tank with clean water to at least 10% of the total tank volume and circulate the solution through the entire system so that all internal surfaces are contacted for at least 15 minutes to

complete the first rinse of the application equipment. Spray the solution out of the spray tank through the boom.

3. Completely drain the spray system, including lines and spray boom, for at least 5 minutes; remove and clean filters and strainers.
4. During the second rinse, fill the container with clean water to at least 10% of the total tank volume. The addition of tank cleaning agents may be used at the manufacturer's specified rates. Circulate the solution through the entire system for at least 15 to 20 minutes. Let the solution stand for several hours, preferably overnight. Spray the solution out of the spray tank through the boom.
5. Completely drain the spray system, including lines and spray boom, for at least 5 minutes.
6. Fill the container with clean water to at least 10% of the total tank volume and circulate the solution through the entire system so that all internal surfaces are contacted for at least 15 minutes to complete the third rinse of the application equipment. Spray the solution out of the spray tank through the boom.
7. Completely drain the spray system, remove nozzle tips and strainers and clean them separately.

Tank Mix Sequence Procedures

Find the list of qualified tank mix partners at Enlist.com/TankMix.

- Start with a clean sprayer before mixing a load with GF-3335 herbicide.
- Recommended water carrier volume with GF-3335 is 10-15 gallons per acre.
- Do not use less than 10 gallons.
- Consult Enlist.com/Nozzles or Enlist Product Use Guide for qualified nozzles and corresponding pressure ranges.
- For more tips on sprayer set up, visit Enlist.com.

Mixing Steps

Begin with half-tank full of water carrier. Begin agitation and continue throughout mixing process. Add products in order, one at a time allowing time for thorough mixing before adding the next product:

1. AMS / water conditioning agents.
2. Pre-slurry water-soluble packets.
3. Wettable powders/dry flowables.
4. Compatibility agents
5. Liquid flowables.
6. Capsule suspension (CS) or suspension emulsion (SE).
7. Emulsifiable concentrate (EC).
8. Soluble liquids (SL)
9. Crop Oil Concentrate (COC), NIS, or other adjuvants
10. Top off with water carrier.

Application Equipment and Application Methods

Chemigation: Do not apply this product through any type of irrigation system.

Aerial Application: Do not aerially apply this product.

Apply GF-3335 with the following application equipment: Apply spray solutions in properly maintained and calibrated equipment capable of delivering desired volumes.

Ground Broadcast Spray

Boom, pull-type sprayer, floaters, pick-up sprayers, spray coupes and other ground broadcast equipment. Use the minimum boom height based upon the nozzle manufacturer's specifications. Spray drift potential is increased as boom height increases. Spray drift can be minimized if nozzle height is not greater than maximum height recommended by nozzle manufacturer for the nozzle selected. Do not apply greater than 24" above the crop canopy. Find the listing of nozzles and pressures on Enlist.com/Nozzles. This website specifies which nozzles are allowed for use when applying Enlist herbicides.

Use the specified rates of this product as a broadcast spray. As the density of weeds increases, increase spray volume within the specified range to ensure complete coverage. Check for even distribution of spray droplets.

Uses

Applications may be made to control any weeds listed in the annual and perennial tables.

Precautions:

- The use directions are based upon a clean start at planting by using a burndown application or tillage to control existing weeds before crop emergence.
- In no-till and stale seedbed systems, a preplant burndown application is recommended to control existing weeds prior to crop emergence.
- Prior to application, follow all directions in Spray Drift Management and Management of Runoff sections for all applications.

Restrictions

- Do not apply this product when soil is saturated or at field capacity, or when a storm event likely to produce runoff from the treated area is forecasted (by NOAA/National Weather Service, or other similar forecasting service) to occur within 48 hours following application.
- Do not irrigate treated fields within 48 hours of application.
- Do not apply more than 6 pints of GF-3335 per acre per year (a combined total of 3 lbs 2,4-D a.e. per acre per year).
- Do not apply less than 12 days between applications.
- GF-3335 is approved for use in the following states: Alabama, Arkansas, Arizona, Colorado, Delaware, Florida, Georgia, Illinois, Indiana, Iowa, Kansas, Kentucky, Louisiana, Maryland, Michigan, Minnesota, Mississippi, Missouri, Nebraska, New Jersey, New Mexico, New York, North Carolina, North Dakota, Oklahoma, Ohio, Pennsylvania, South Carolina, South Dakota, Tennessee, Texas, Virginia, West Virginia and Wisconsin. Do not use in any other state.
- **Endangered Species Advisory/Protection Requirements:** This product may have effects on federally listed threatened or endangered species or their critical habitat in some locations. When using this product, you must follow the measures controlling the product use relevant to your location for the protection of Endangered Species. You must obtain a Bulletin no earlier than six months before using this product. To obtain Bulletins, consult <http://www.epa.gov/espp/>, call 1-844-447-3813, or email ESPP@epa.gov. You must use the Bulletin valid for the month in which you will apply the product.
- **Do not use** GF-3335 in the following counties:

| State | County Restrictions |
|---------------|---|
| Arizona | Yuma, Pinal or Pima counties in areas south of Interstate Highway 8 and west of US Highway 85. In Yuma, Pinal, Maricopa, Pima, La Paz, and Santa Cruz counties, do not use GF3335 on land administered by the US Fish and Wildlife Service or National Park Service |
| Arkansas | Crawford, Franklin, Johnson, Little River, Logan, Montgomery, Polk, Scott, Sebastian, Sevier and Yell |
| Colorado | Weld |
| Florida | Brevard, Broward, Charlotte, Collier, DeSoto, Glades, Hardee, Hendry, Highlands, Hillsborough, Indian River, Lee, Manatee, Martin, Miami-Dade, Okeechobee, Orange, Osceola, Palm Beach, Polk, Sarasota, and St. Lucie |
| Kansas | Chautauqua, Cherokee, Cowley, Elk, Greenwood, Labette, Montgomery, Neosho, Wilson, and Woodson; |
| Massachusetts | Nantucket |
| Missouri | Barton, Bates, Cedar, St. Clair and Vernon |

| State | County Restrictions |
|--------------|---|
| Nebraska | Antelope, Blaine, Boone, Boyd, Brown, Cherry, Custer, Dawson, Frontier, Furnas, Garfield, Gosper, Greeley, Hayes, Holt, Hooker, Howard, Keya Paha, Knox, Lincoln, Logan, Loup, McPherson, Merrick, Nance, Phelps, Red Willow, Rock, Sherman, Thomas, Valley and Wheeler |
| Ohio | Athens, Butler, Fairfield, Guernsey, Hamilton, Hocking, Morgan, Muskingum, Noble, Perry, Vinton and Washington |
| Oklahoma | Adair, Atoka, Bryan, Carter, Cherokee, Choctaw, Cleveland, Coal, Craig, Creek, Delaware, Garvin, Haskell, Hughes, Johnston, Kay, Latimer, Le Flore, Lincoln, Love, Marshall, Mayes, McClain, McCurtain, McIntosh, Murray, Muskogee, Noble, Nowata, Okfuskee, Okmulgee, Osage, Ottawa, Pawnee, Payne, Pittsburg, Pontotoc, Pottawatomie, Pushmataha, Rogers, Seminole, Sequoyah, Tulsa, Wagoner and Washington |
| Rhode Island | Washington |
| South Dakota | Bennett, Charles Mix, Gregory, Lyman, Mellette, Todd and Tripp |
| Tennessee | Wilson |
| Texas | Bell, Bowie, Cameron, Cooke, Fannin, Grayson, Hidalgo, Hill, Lamar, McLennan, Nueces, Red River, San Patricio, Willacy, and Williamson |

Enlist Corn

These directions are for use on ENLIST Corn. Information on crop varieties containing these traits may be obtained from your seed supplier.

Carriers and Spray Volumes

Apply in a broadcast spray volume of water ranging from 10 to 15 gallons per acre for best results. Do not apply less than 10 gallons total spray volume per acre. Do not substitute water with nitrogen or other fertilizer solutions as carrier.

Preplant (Burndown) Through Preemergence

Make a single application of 1.5 to 2.0 pints of GF-3335 per acre. Use the upper end of the rate range for less susceptible weeds, more mature weeds, or weeds under stress. Apply any time before or after planting, but before corn emerges, to control weed seedlings or existing cover crops.

Postemergence

Apply 2.0 pints of GF-3335 per acre. Apply when weeds are no larger than 6 inches and corn is no larger than V8 growth stage or 30 inches (free standing) tall, whichever occurs first. For corn heights 30 to 48 inches (free standing), apply only using ground application equipment using drop nozzles aligned to avoid spraying into the whorl of corn plants. Make one to two applications with a minimum of 12 days between applications.

Precautions:

- Application may result in temporary, cosmetic injury in the form of spotting or temporary plant leaning. This crop response will not affect long-term crop development or yield.
- Prior to application, follow all directions in Spray Drift Management and Management of Runoff sections for all applications.

Restrictions:

- These use directions are only for field corn identified as containing the Enlist trait.
- **Preharvest Interval:** Do not apply within 30 days of forage harvest.
- Do not make more than 3 applications of this product per acre per year.

- Do not apply more than one preemergence application and no more than two postemergence applications per year. Using fewer applications will result in credits to satisfy the mitigation requirements (see Management of Runoff section).
- Do not apply more than 3 lbs 2,4-D a.e. per acre per year.
- Do not apply more than 2.0 pints (1 lb 2,4-D a.e.) of GF-3335 per acre per application.
- Do not apply more than 6.0 pints (3 lbs a.e. 2,4-D) of GF-3335 per acre per year.
- Do not apply GF-3335 as a preharvest application or as an application to corn later than the V8 stage of corn that is more than 48 inches (free standing).
- Do not aerially apply this product.

Corn – Not Containing the Enlist Trait

Labeled Crops: Field corn, seed corn, sweet corn, popcorn

Carriers and Spray Volumes

Apply in a broadcast spray volume of water ranging from 10 to 15 gallons per acre for best results. Do not apply less than 10 gallons total spray volume per acre. Do not substitute water with nitrogen or other fertilizer solutions as carrier.

Preplant (Burndown) Through Preemergence

Make a single application of 1.5 to 2.0 pints of GF-3335 per acre. Use the upper end of the rate range for less susceptible weeds, more mature weeds, or weeds under stress. Apply any time before or after planting, but before corn emerges, to control weed seedlings or existing cover crops.

Postharvest

Allow weeds to regrow after any damage incurred during harvest and recover from environmental stress before applying this product. Apply 2 pints of GF-3335 per acre. Apply prior to heading of grass weeds and, if possible, before broadleaf weeds are more than 24 inches tall.

Precautions:

- For best results, do not apply to light sandy soils as a preplant or preemergence application. Using fewer applications will result in credits to satisfy the mitigation requirements (see Management of Runoff section).
- Prior to application, follow all directions in Spray Drift Management and Management of Runoff sections for all applications.

Restrictions:

- Do not aerially apply this product.
- Do not apply more than 2.0 pints (1 lb 2,4-D a.e.) of GF-3335 per acre per application.
- Do not apply more than 4.0 pints (2 lbs 2,4-D a.e.) of GF-3335 per acre per year.

Enlist Soybeans

These directions are for use with soybean containing the Enlist trait. Information on crop varieties containing these traits may be obtained from your seed supplier.

Carriers and Spray Volumes

Apply in a broadcast spray volume of water ranging from 10 to 15 gallons per acre for best results. Do not apply less than 10 gallons total spray volume per acre. Do not substitute water with nitrogen or other fertilizer solutions as carrier.

Preplant (Burndown) Through Preemergence

Make a single application of 1.5 to 2.0 pints of GF-3335 per acre. Use the upper end of the rate range for less susceptible weeds, more mature weeds, or weeds under stress. Apply any time before or after planting, but before soybean emerges, to control weed seedlings or existing cover crops.

Postemergence

Apply 2.0 pints of GF-3335 per acre. Apply when weeds are no larger than 6 inches and any time after soybean emergence through the R1 growth stage. Make one to two applications with a minimum of 12 days between applications.

Precaution:

- Prior to application, follow all directions in Spray Drift Management and Management of Runoff sections for all applications.

Restrictions:

- These use directions are only for soybean identified as containing the Enlist trait.
- **Preharvest Interval:** Do not apply within 50 days of harvest.
- Do not graze treated soybean.
- Do not harvest for forage or hay.
- Do not apply more than one preemergence application and no more than two postemergence applications per year. Using fewer applications will result in credits to satisfy the mitigation requirements (see Management of Runoff section).
- Do not apply after R1 growth stage.
- Do not apply more than 3 lb 2,4-D a.e. per acre per year.
- Do not apply more than 2.0 pints (1 lb a.e. 2,4-D) of GF-3335 per acre per application.
- Do not apply more than 6.0 pints (3 lbs a.e. 2,4-D) of GF-3335 per acre per year.
- Do not aerially apply this product.

Soybean - Not Containing the Enlist Trait

Carriers and Spray Volumes

Apply in a broadcast spray volume of water ranging from 10 to 15 gallons per acre for best results. Do not apply less than 10 gallons total spray volume per acre. Do not substitute water with nitrogen or other fertilizer solutions as carrier

Preplant (Burndown)

Apply up to 1.0 pints of GF-3335 per acre no less than 7 days or up to 2.0 pints per acre, not less than 14 days prior to planting soybeans. See Precautions and Restrictions in this section.

Precautions:

- **Note:** Unacceptable injury to soybeans planted in treated fields may occur. Whether soybean injury occurs and the extent of such injury depends upon weather (temperature and rainfall) from herbicide application until soybean emergence, and agronomic factors, such as the amount of weed vegetation and previous crop residue present at the time of application. Injury is more likely under cool rainy conditions and where there is less weed vegetation and crop residue present.
- Do not disturb treated soil through tillage between application and planting of soybeans.
- Do not apply GF-3335 as a preplant application in soybeans unless soybean injury is acceptable, including possible stand loss and/or yield reductions.
- Prior to application, follow all directions in Spray Drift Management and Management of Runoff sections for all applications.

Restrictions:

- Do not use on sandy soils with less than 1% organic matter.
- In treated fields, plant soybean seed as deep as practicable, but not less than 1 inch deep. Adjust the planter, if necessary, to ensure that planted seed is adequately covered.
- Do not make more than one application per season regardless of the amount of product applied.
- During the growing season following application, do not replant treated fields with crops other than those labeled for use with 2,4-D.
- Do not apply more than 2.0 pints (1 lb a.e. 2,4-D) of GF-3335 per acre.

- Do not aerially apply this product.

Enlist Cotton

These directions are for use on Enlist Cotton. Information on crop varieties containing these traits may be obtained from your seed supplier.

Carriers and Spray Volumes

Apply in a broadcast spray volume of water ranging from 10 to 15 gallons per acre for best results. Do not apply less than 10 gallons total spray volume per acre. Do not substitute water with nitrogen or other fertilizer solutions as carrier.

Preplant (Burndown) Through Preemergence

Make a single application of 1.5 to 2.0 pints of GF-3335 per acre. Use the upper end of the rate range for less susceptible weeds, more mature weeds, or weeds under stress. Refer to Annual and Perennial Weeds sections for specific weed height information. Apply any time after planting, but before cotton emerges, to control weed seedlings or existing cover crops.

Postemergence

Apply 2.0 pints of GF-3335 per acre. Apply when weeds are no larger than 6 inches and any time after cotton emergence up to first white bloom. Refer to Annual and Perennial Weeds sections for specific weed height information. Make one to two postemergence applications with a minimum of 12 days between applications.

Precaution:

- Prior to application, follow all directions in Spray Drift Management and Management of Runoff sections for all applications.

Restrictions:

- These use directions are only for cotton identified as containing the Enlist trait.
- **Preharvest Interval:** Do not apply within 30 days of harvest.
- Do not graze treated cotton.
- Do not harvest for forage or hay.
- Do not apply more than one preemergence application and no more than two postemergence applications per year. Using fewer applications will result in credits to satisfy the mitigation requirements (see Management of Runoff section).
- Do not apply after first white bloom.
- Do not apply more than 2 pts GF-3335 per acre per application (1 lb a.e. 2,4-D per acre).
- Do not apply more than 6 pts of GF-3335 per acre per year (3 lbs a.e. 2,4-D per acre per year).
- Do not apply more than 3 lbs 2,4-D a.e. per acre per year
- Do not aerially apply this product.

Fallow Systems to be Planted to Corn, Soybeans or Cotton

Fallow

This product may be applied during the fallow period prior to planting or emergence of any crop listed on this label. This product may be used as a substitute for tillage to control annual weeds in fallow fields. Broadcast treatments will control or suppress many perennial weeds in fallow fields. Apply 2 pints of GF-3335 per acre. Do not apply more than 6 pints of GF-3335 per acre within the calendar year. Refer to Annual and Perennial Weeds sections for weeds controlled. Plant only labeled crops within 30 days following application.

Carriers and Spray Volumes

Apply in a broadcast spray volume of water ranging from 10 to 15 gallons per acre for best results. Do not apply less than 10 gallons total spray volume per acre. Do not substitute water with nitrogen or other fertilizer solutions as carrier.

Precaution:

- Prior to application, follow all directions in Spray Drift Management and Management of Runoff sections for all applications.

Restrictions

- Do not aerially apply this product.
- Do not apply more than 2 pts per acre per application (1 lb a.e.2,4-D per acre).
- Do not apply more than 6 pts per acre per year (a combined total of 3 lbs 2,4-D a.e. per acre per year).
- Do not apply more than 3 lbs 2,4-D a.e. per acre per year.

Weed Control

Apply this product to actively growing weeds. Apply 2.0 pints of this product per acre for all postemergence uses with Enlist crops. Apply when weeds are no larger than 6 inches. Water carrier volumes of 10 to 15 gallons per acre are recommended for best results. Do not apply less than 10 gallons total spray volume per acre. Best control will be achieved when this product is applied in combination with another broad spectrum herbicide having a different mode of action (see Tank Mix Instructions).

Hard to control weeds, such as Palmer amaranth, may require a total program approach including soil applied residual herbicide(s) followed by a single or sequential post herbicide application.

Below-ground portions of perennial weeds may not be completely controlled with single applications and follow-up applications may be required if regrowth occurs.

Controlled Weeds Table:**Annual Weeds:**

| | | |
|---|---|---|
| anoda, spurred bittercress bitterweed broomweed, common burdock buttercup carpetweed cinquefoil, common cinquefoil, rough cocklebur copperleaf, hophornbeam copperleaf, Virginia croton, Texas croton, woolly dayflower, Benghal devilsclaw (unicorn plant) dwarfdandelion eclipta eveningprimrose, common falsedandelion falseflax, smallseed fiddleneckfield pennycress filareefleabane, annual | fleabane, hairy (<i>Conyza bonariensis</i>) ¹ fleabane, rough ¹ geranium, Carolina groundcherryhemp sesbania horseweed/marestail (<i>Conyza canadensis</i>) ¹ jewelweed jimsonweed lambsquarters London rocket mallow, venice morningglory (<i>Ipomoea</i> spp.) mustard, tansy mustard, tumble mustard, wild nightshade, black nightshade, hairy Palmer amaranth ¹ pepperweed pigweed, redroot pigweed, smooth prickly lettuce puncturevine purslane pusley, Florida | ragweed, common ragweed, giant Russian thistle salsify, common salsify, western shepherd's-purse sicklepod smartweed, ladysthumb smartweed, Pennsylvania sowthistle, annual Spanishneedles sunflower sweetclover teaweed/prickly sida thistle, bull thistle, musk velvetleaf vervain vetch waterhemp ¹ |
|---|---|---|

| | | |
|--|--------------|--|
| | radish, wild | |
|--|--------------|--|

¹Hard to control weeds, such as Palmer amaranth or waterhemp, may require a total program approach including soil-applied residual herbicide(s) followed by a single or sequential post herbicide application.

Perennial Weeds:

| | | |
|--|--|---|
| alfalfa artichoke, Jerusalem aster, many flowered bindweed, field bindweed, hedge blueweed, Texas catnip chicory cress, hoary dandelion | dock dogbane garlic, wild hawkweed, orange healall ironweed ivy, ground loco, bigbend nettles onion, wild | pokeweed, common pennywort plantains ragwort, tansy sowthistle, perennial thistle, Canada waterplantain wormwood |
|--|--|---|

Terms and Conditions of Use

If terms of the following Warranty Disclaimer, Inherent Risks of Use and Limitation of Remedies are not acceptable, return unopened package at once to the seller for a full refund of purchase price paid. To the extent permitted by law, use by the buyer or any other user constitutes acceptance of the terms under Warranty Disclaimer, Inherent Risks of Use and Limitation of Remedies.

Warranty Disclaimer

Corteva Agriscience warrants that this product conforms to the chemical description on the label and is reasonably fit for the purposes stated on the label when used in strict accordance with the directions, subject to the inherent risks set forth below. To the extent permitted by law, Corteva Agriscience MAKES NO OTHER EXPRESS OR IMPLIED WARRANTY OF MERCHANTABILITY OR FITNESS FOR A PARTICULAR PURPOSE OR ANY OTHER EXPRESS OR IMPLIED WARRANTY.

Inherent Risks of Use

It is impossible to eliminate all risks associated with use of this product. Crop injury, lack of performance, or other unintended consequences may result because of such factors as use of the product contrary to label instructions (including conditions noted on the label, such as unfavorable temperatures, soil conditions, etc.), abnormal conditions (such as excessive rainfall, drought, tornadoes, hurricanes), presence of other materials, the manner of application, or other factors, all of which are beyond the control of Corteva Agriscience or the seller. Corteva Agriscience will not be responsible for losses or damages resulting from the use of this product in any manner not specifically directed by Corteva Agriscience. To the extent permitted by law, all such risks associated with non-directed use shall be assumed by buyer and/or user.

Limitation of Remedies

To the extent permitted by law, the exclusive remedy for losses or damages resulting from this product (including claims based on contract, negligence, tort, strict liability, or other legal theories), shall be limited to, at Corteva Agriscience's election, one of the following:

1. Refund of purchase price paid by buyer or user for product bought, or
2. Replacement of amount of product used.

To the extent permitted by law, Corteva Agriscience shall not be liable for losses or damages resulting from handling or use of this product unless Corteva Agriscience is promptly notified of such loss or damage in writing. To the extent permitted by law, in no case shall Corteva Agriscience be liable for consequential, incidental or special damages or losses.

The terms of the Warranty Disclaimer, Inherent Risks of Use and this Limitation of Remedies cannot be varied by any written or verbal statements or agreements. No employee or sales agent of Corteva Agriscience or the seller is authorized to vary or exceed the terms of the Warranty Disclaimer or this Limitation of Remedies in any manner.

™®Trademarks of Corteva Agriscience and its affiliated companies

R427-019

Accepted: __/__/__

Initial printing.