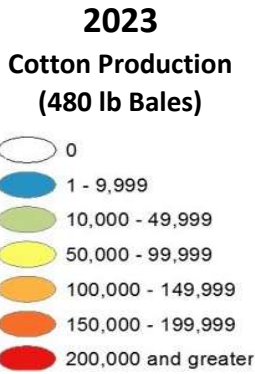
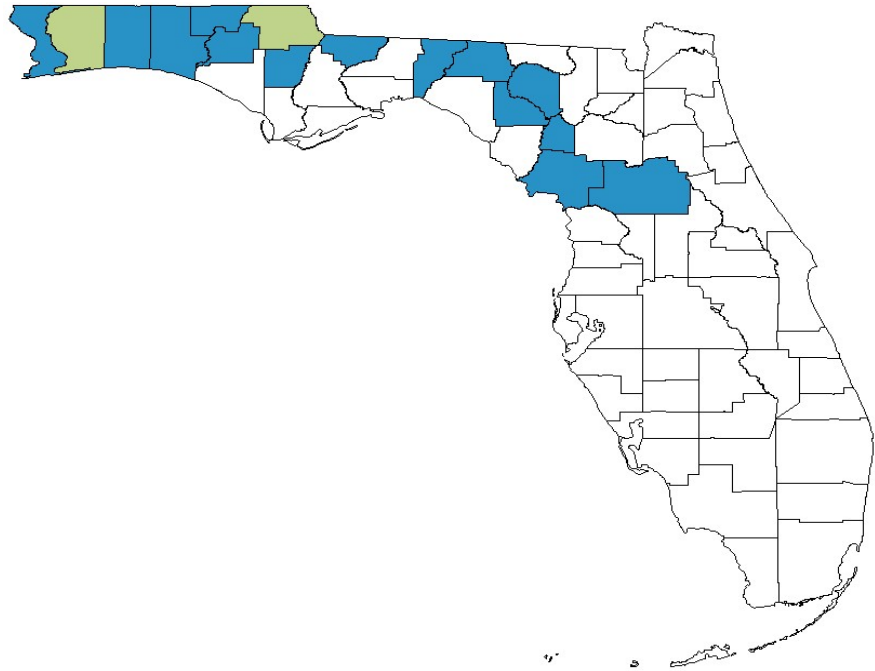




Florida

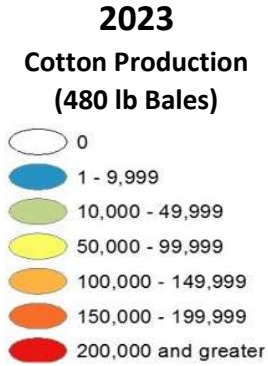
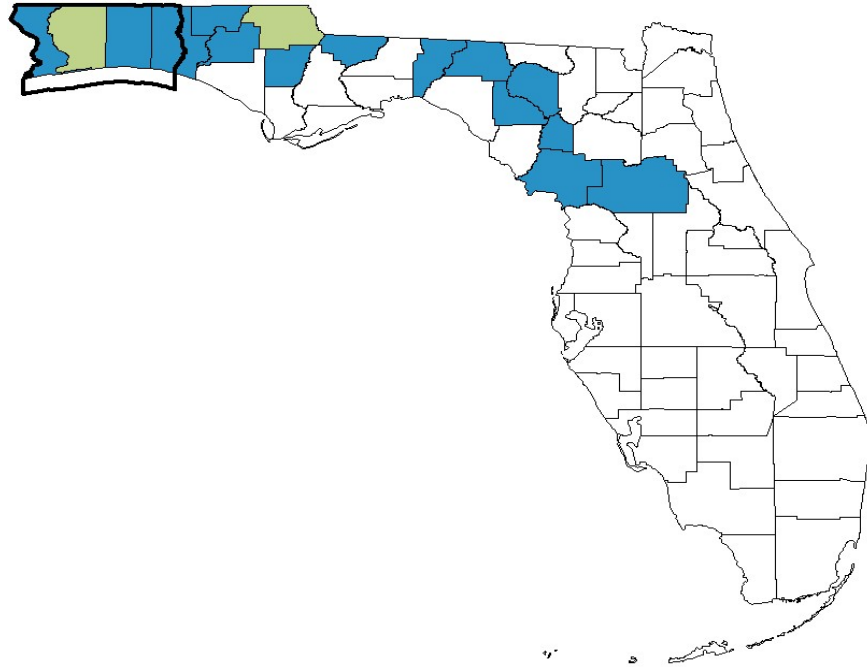


Florida Profile		
Market Value & Production	2021-23 Avg	State Rank
Cotton Production (480 lb Bales)	132,000	16
Value of Cotton & Cottonseed	\$ 62,381,032	16
Cotton Planted Acres	95,667	15
Crop Insurance	2021-23 Avg	
Cotton Insured Acres	91,933	
% of Acreage Insured	96%	
Total Insured Liability	\$ 49,290,881	
Farmer Paid Premium	\$ 3,673,375	
Losses Paid	\$ 10,565,224	
Insurance Loss Ratio	107%	

NA - Not applicable



FL-1st Congressional District

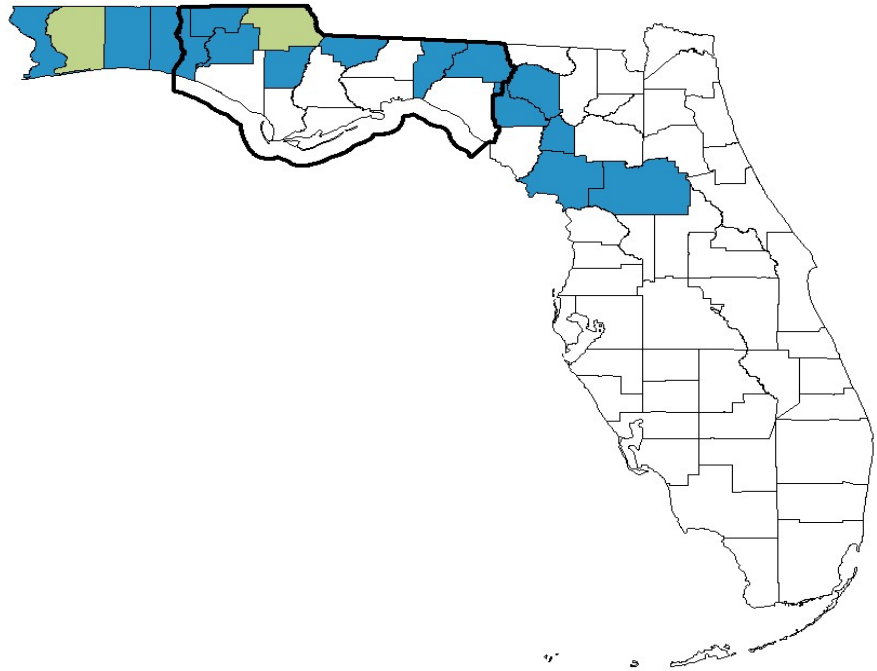


Congressional District Profile		
Market Value & Production	2021-23 Avg	District Rank
Cotton Production (480 lb Bales)	46,643	47
Value of Cotton & Cottonseed	\$ 23,214,409	51
Cotton Planted Acres	33,867	44
Crop Insurance	2021-23 Avg	
Cotton Insured Acres	32,848	
% of Acreage Insured	97%	
Total Insured Liability	\$ 19,919,167	
Farmer Paid Premium	\$ 592,165	
Losses Paid	\$ 2,548,068	
Insurance Loss Ratio	99%	

NA - Not applicable



FL-2nd Congressional District

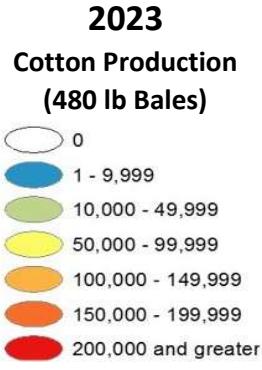
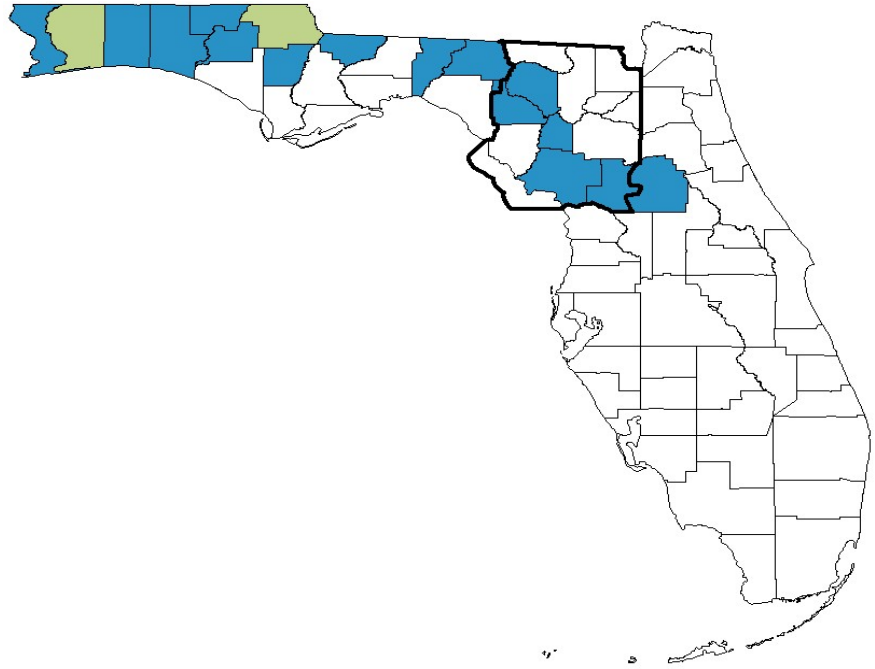


Congressional District Profile		
Market Value & Production	2021-23 Avg	District Rank
Cotton Production (480 lb Bales)	81,768	36
Value of Cotton & Cottonseed	\$ 37,169,424	38
Cotton Planted Acres	59,125	29
Crop Insurance	2021-23 Avg	
Cotton Insured Acres	56,837	
% of Acreage Insured	96%	
Total Insured Liability	\$ 28,282,711	
Farmer Paid Premium	\$ 2,137,858	
Losses Paid	\$ 7,727,679	
Insurance Loss Ratio	108%	

NA - Not applicable



FL-3rd Congressional District

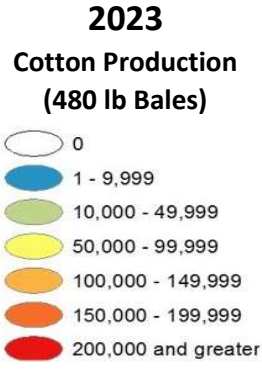
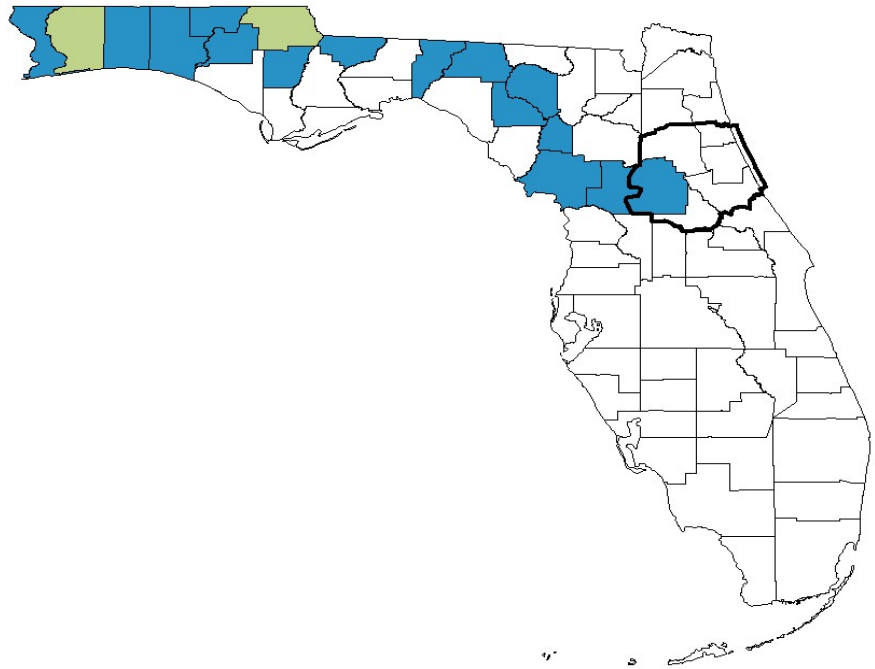


Congressional District Profile		
Market Value & Production	2021-23 Avg	District Rank
Cotton Production (480 lb Bales)	2,996	85
Value of Cotton & Cottonseed	\$ 1,705,716	88
Cotton Planted Acres	2,229	78
Crop Insurance	2021-23 Avg	
Cotton Insured Acres	1,972	
% of Acreage Insured	88%	
Total Insured Liability	\$ 992,495	
Farmer Paid Premium	\$ 793,551	
Losses Paid	\$ 243,986	
Insurance Loss Ratio	214%	

NA - Not applicable



FL-6th Congressional District



Congressional District Profile		
Market Value & Production	2021-23 Avg	District Rank
Cotton Production (480 lb Bales)	592	102
Value of Cotton & Cottonseed	\$ 291,482	104
Cotton Planted Acres	446	106
Crop Insurance	2021-23 Avg	
Cotton Insured Acres	276	
% of Acreage Insured	62%	
Total Insured Liability	\$ 96,509	
Farmer Paid Premium	\$ 4,552	
Losses Paid	\$ 45,491	
Insurance Loss Ratio	164%	

NA - Not applicable