


2023

**Cotton Production
(480 lb Bales)**

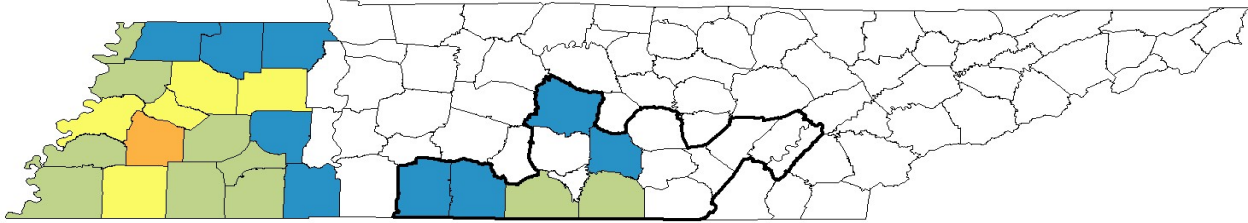


Tennessee Profile		
Market Value & Production	2021-23 Avg	State Rank
Cotton Production (480 lb Bales)	657,667	8
Value of Cotton & Cottonseed	\$ 311,436,017	9
Cotton Planted Acres	291,667	9
Crop Insurance	2021-23 Avg	
Cotton Insured Acres	269,132	
% of Acreage Insured	92%	
Total Insured Liability	\$ 162,434,447	
Farmer Paid Premium	\$ 3,318,550	
Losses Paid	\$ 5,458,981	
Insurance Loss Ratio	40%	

NA - Not applicable



TN-4th Congressional District



2023

**Cotton Production
(480 lb Bales)**

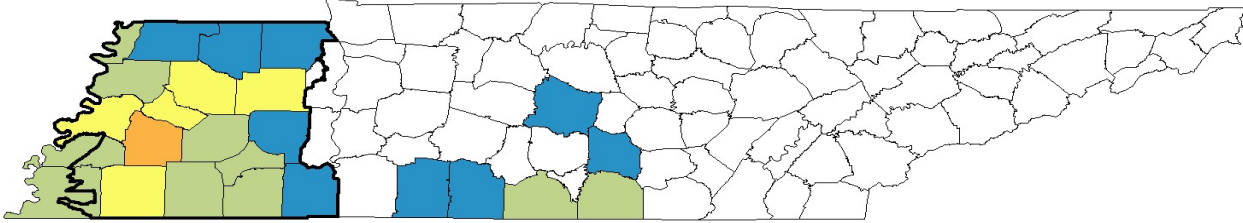


Congressional District Profile		
Market Value & Production	2021-23 Avg	District Rank
Cotton Production (480 lb Bales)	37,291	53
Value of Cotton & Cottonseed	\$ 18,176,900	56
Cotton Planted Acres	15,999	57
Crop Insurance	2021-23 Avg	
Cotton Insured Acres	15,036	
% of Acreage Insured	94%	
Total Insured Liability	\$ 12,120,278	
Farmer Paid Premium	\$ 158,724	
Losses Paid	\$ 29,308	
Insurance Loss Ratio	3%	

NA - Not applicable




TN-8th Congressional District



2023

**Cotton Production
(480 lb Bales)**

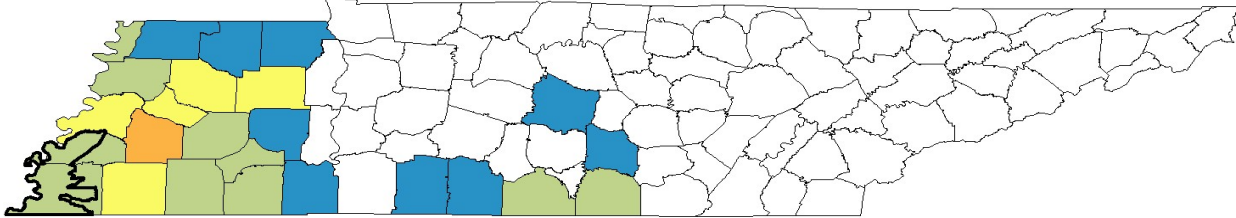


Congressional District Profile		
Market Value & Production	2021-23 Avg	District Rank
Cotton Production (480 lb Bales)	584,131	8
Value of Cotton & Cottonseed	\$ 275,594,973	9
Cotton Planted Acres	259,171	12
Crop Insurance	2021-23 Avg	
Cotton Insured Acres	238,759	
% of Acreage Insured	92%	
Total Insured Liability	\$ 140,983,132	
Farmer Paid Premium	\$ 2,005,730	
Losses Paid	\$ 5,112,282	
Insurance Loss Ratio	43%	

NA - Not applicable




TN-9th Congressional District



2023

**Cotton Production
(480 lb Bales)**



Congressional District Profile		
Market Value & Production	2021-23 Avg	District Rank
Cotton Production (480 lb Bales)	36,003	55
Value of Cotton & Cottonseed	\$ 17,590,375	57
Cotton Planted Acres	16,380	56
Crop Insurance	2021-23 Avg	
Cotton Insured Acres	15,246	
% of Acreage Insured	93%	
Total Insured Liability	\$ 9,280,605	
Farmer Paid Premium	\$ 937,975	
Losses Paid	\$ 317,391	
Insurance Loss Ratio	42%	

NA - Not applicable