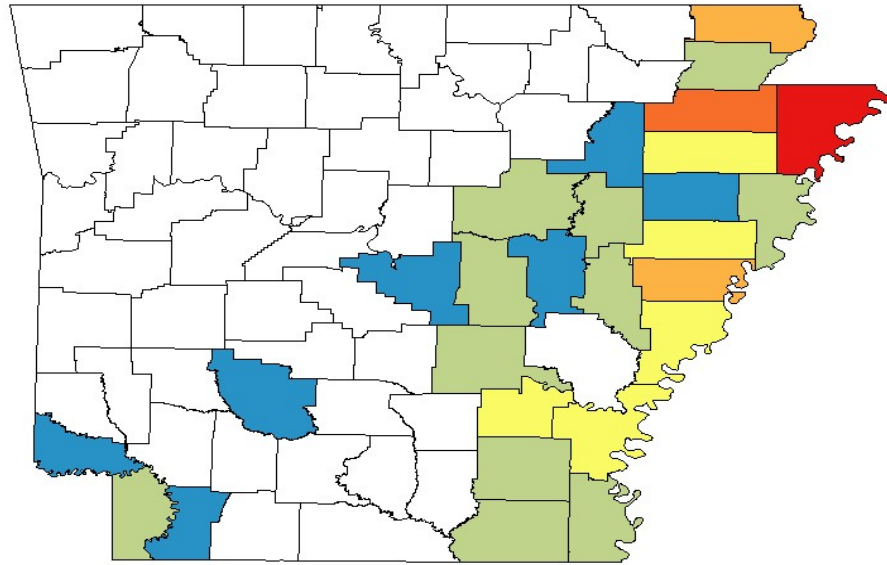



# Arkansas

**2023**  
**Cotton Production**  
**(480 lb Bales)**



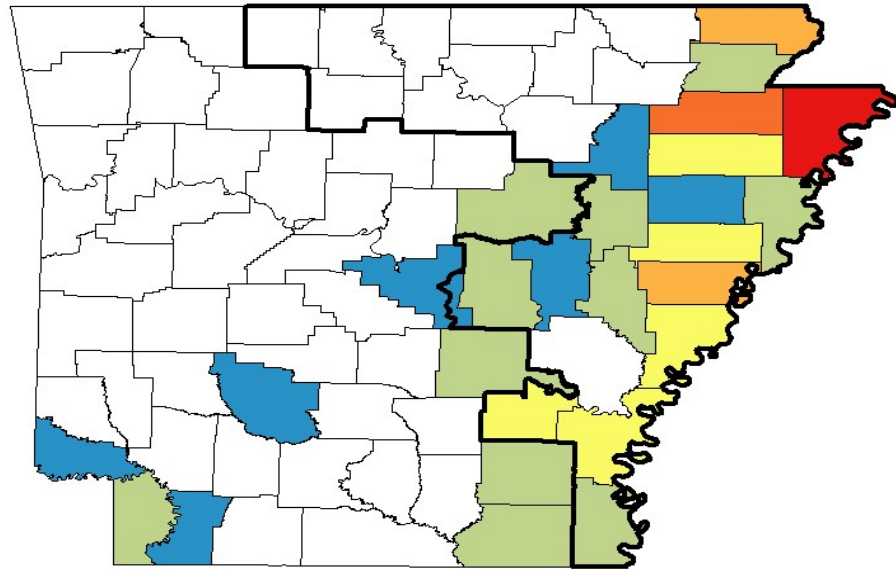

Arkansas Profile		
Market Value & Production	2021-23 Avg	State Rank
Cotton Production (480 lb Bales)	1,381,667	3
Value of Cotton & Cottonseed	\$ 604,221,353	3
Cotton Planted Acres	543,333	3
Crop Insurance		
2021-23 Avg		
Cotton Insured Acres	434,081	
% of Acreage Insured	80%	
Total Insured Liability	\$ 226,410,500	
Farmer Paid Premium	\$ 3,972,518	
Losses Paid	\$ 12,238,486	
Insurance Loss Ratio	82%	

NA - Not applicable



# AR-1<sup>st</sup> Congressional District

## 2023 Cotton Production (480 lb Bales)



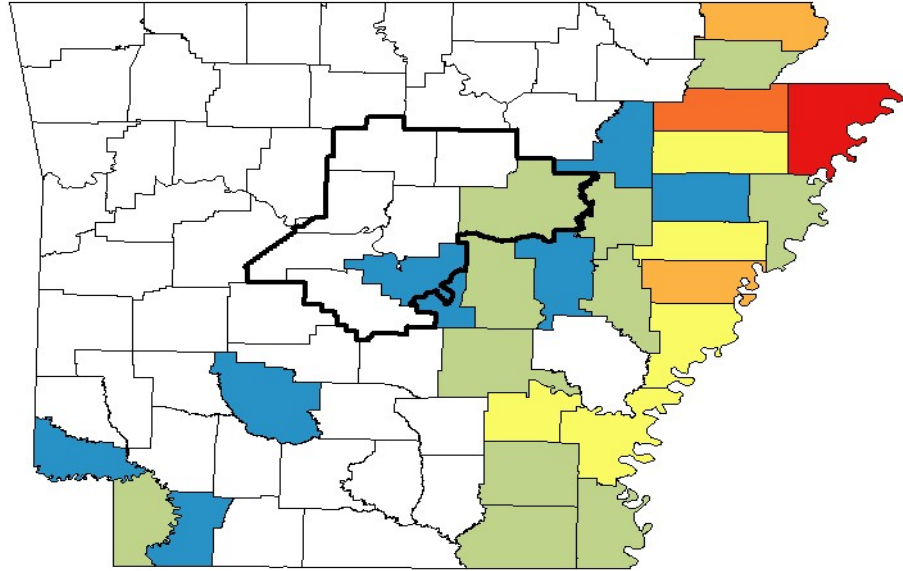

Congressional District Profile		
Market Value & Production	2021-23 Avg	District Rank
Cotton Production (480 lb Bales)	1,227,532	2
Value of Cotton & Cottonseed	\$ 536,816,174	2
Cotton Planted Acres	478,443	3
Crop Insurance	2021-23 Avg	
Cotton Insured Acres	374,776	
% of Acreage Insured	78%	
Total Insured Liability	\$ 193,835,993	
Farmer Paid Premium	\$ 2,858,838	
Losses Paid	\$ 7,755,474	
Insurance Loss Ratio	60%	

NA - Not applicable



# AR-2<sup>nd</sup> Congressional District

## 2023 Cotton Production (480 lb Bales)

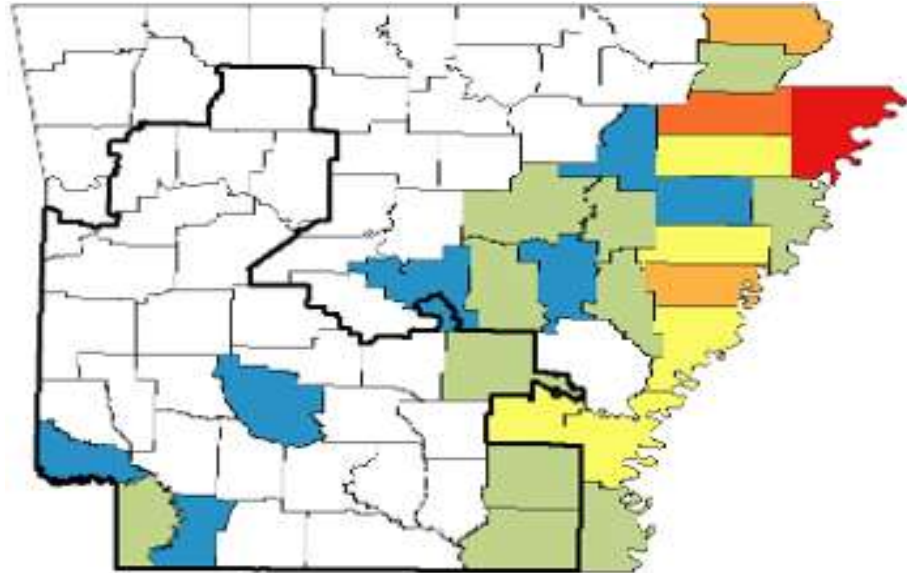



Congressional District Profile		
Market Value & Production	2021-23 Avg	District Rank
Cotton Production (480 lb Bales)	17,253	62
Value of Cotton & Cottonseed	\$ 7,544,849	66
Cotton Planted Acres	7,441	67
Crop Insurance	2021-23 Avg	
Cotton Insured Acres	6,435	
% of Acreage Insured	86%	
Total Insured Liability	\$ 5,670,553	
Farmer Paid Premium	\$ 212,853	
Losses Paid	\$ 2,069,767	
Insurance Loss Ratio	217%	

NA - Not applicable

# AR-4<sup>th</sup> Congressional District

**2023  
Cotton Production  
(480 lb Bales)**



Congressional District Profile		
Market Value & Production	2021-23 Avg	District Rank
Cotton Production (480 lb Bales)	136,882	22
Value of Cotton & Cottonseed	\$ 59,860,330	30
Cotton Planted Acres	57,449	30
Crop Insurance	2021-23 Avg	
Cotton Insured Acres	52,870	
% of Acreage Insured	92%	
Total Insured Liability	\$ 26,903,954	
Farmer Paid Premium	\$ 345,351	
Losses Paid	\$ 2,413,246	
Insurance Loss Ratio	181%	

NA - Not applicable